Brainzy

SUPER FUN ACTIVITY BOOK

education.com

Table of Contents

Brainzy's Super Fun Activity Book

Introduction Page
Meet Roly
Meet Floyd
Meet TuTu
Meet Birdee
Meet Officer Ice Cream
Meet Muggo
Meet CuzCuz
Meet Penelope
Welcome to the Land of Knowhere*
Whose Shdaow?*
Count Muggo*
Connect the Dots
Roly Paper Doll
Find the Differences: TuTu*
Find the Differences: Penelope*
How to Draw Roly
How to Draw Floyd
How to Draw TuTu
Memory Match

Certificate of Completion

Answer Sheets
**has answers*

Want more workbooks? Join Education.com Plus to save time and money.
http://www.education.com/education-plus/

Copyright © 2016 Education.com. All Rights Reserved

Brainzy

MATH AND READING PROGRAM

Explore the world of Brainzy learning games with this companion workbook. Created by curriculum experts for kids ages 3 through 8, Brainzy helps kids learn fundamental math and reading skills while motivating them to have fun while learning.

This workbook introduces kids to the colorful characters of Brainzy games.

Read, draw, write and roll along with them!



Copyright © 2016 Education.com LLC All Rights Reserved
More worksheets at www.education.com/worksheets

Meet Roly

Roly is a special kind of tabby cat. Instead of walking he likes to roll from place to place. He and Floyd go on a lot of adventures together. Roly is always hungry for knowledge and loves to help kids eat up knowledge too.

Let's color Roly!

Read each sentence out loud to your child. Have her trace each dotted word. Then she'll add the right colors to the picture of Roly.

Roly is orange.

He has stripes.

They are brown.

Copyright © 2016 Education.com LLC All Rights Reserved
More worksheets at www.education.com/worksheets
Brainzy

Meet Floyd



Floyd is a very talkative dog. He loves reading and writing just as much as we do! In his favorite game, Floyd gets to ride in a hot air balloon, but he can't make it without the help of some clever early readers. Kids will pop balloons to help Floyd make it off the ground.

Let's color Floyd!

Read the sentences out loud to your child. Have her trace each dotted word. Don't forget to color in the picture of Floyd!

Floyd is purple.

Trace the shape that matches Floyd.

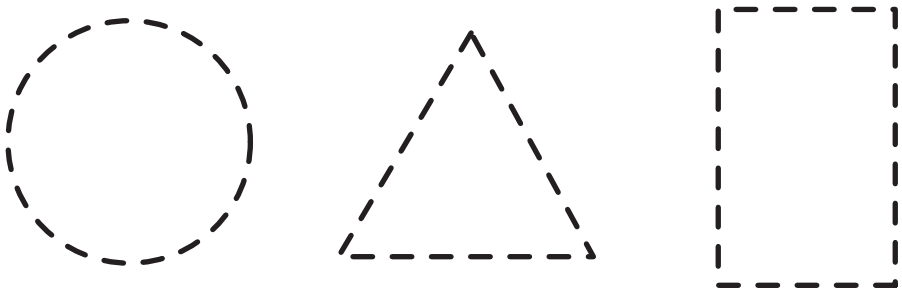

Copyright © 2016 Education.com LLC All Rights Reserved
More worksheets at www.education.com/worksheets
Brainzy

Meet TuTu

TuTu is the Fairy God-monster of Knowhere, here to grant kids with knowledge. TuTu loves to fly using its skirt as a helicopter. With a wave of the wand, TuTu will help kids find their way through many reading challenges of Knowhere.



Let's color TuTu!

Read each sentence out loud to your child. Have him trace each dotted word. Then he'll add the right colors to the picture of TuTu.

TuTu's body is teal.

TuTu's skirt is purple.

TuTu's wand is pink.

Copyright © 2016 Education.com LLC All Rights Reserved
More worksheets at www.education.com/worksheets
Brainzy

Meet Birdee

Birdee is one of the most mischievous creatures of Knowhere. She'll fly off with your books to build her nest, or she'll jumble up the pages so you have to put them back in order again. Even though she's a handful, Birdee is so smart, she gets away with just about anything!

Let's color Birdee!

Read the questions out loud to your child. Have him trace each answer. Don't forget to color the picture of Birdee!

Birdee is yellow.

Trace the shape that matches Birdee.

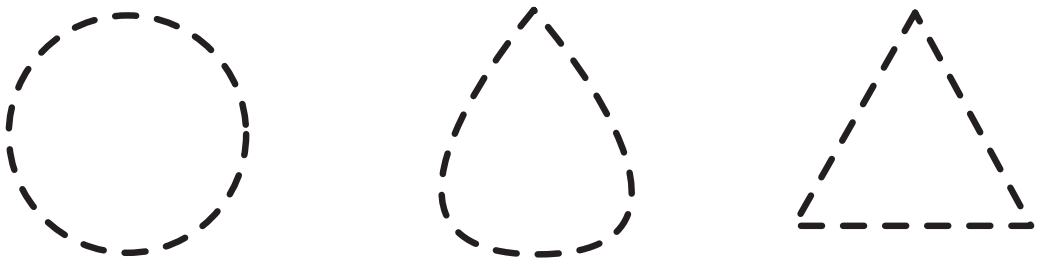

Copyright © 2016 Education.com LLC All Rights Reserved
More worksheets at www.education.com/worksheets
Braainzy

Meet Officer Ice Cream

Officer Ice Cream is the community helper of Knowhere. She makes sure everyone plays nice and stays on task with their learning. But she really likes to have fun too! Her favorite activities are driving the bus to school and taking photos of silly things around the Land of Knowhere.

Let's color Officer Ice Cream!

Read each sentence out loud to your child. Have him trace each dotted word. Then he'll color in the picture of Officer Ice Cream.

Ice Cream's head is pink.

Her cone is green.

Her hat is blue.

Copyright © 2016 Education.com LLC All Rights Reserved
More worksheets at www.education.com/worksheets
Brainzy

Meet Muggo



Muggo is everyone's favorite minion. He was created in a laboratory in Knowhere long ago, and now he is here to serve your every need. His favorite activity is creating copies of himself. He and the other Muggos love to host games in the lab. They'll need your help to power their creations!

Let's color Muggo!

Read each sentence out loud to your child. Have her trace each dotted word. Then she'll add the right colors to the picture of Muggo.

Muggo's face is orange.

His coat is gray.

Trace the shape that matches Muggo.



Copyright © 2016 Education.com LLC All Rights Reserved
More worksheets at www.education.com/worksheets
Brainzy

Meet Cuz Cuz

Cuz Cuz is a wild creature of the Land of Knowhere. He loves to play in the mud and is eager to help you play some fun games. However, he's mischievous too. He'll eat up words or letters that are left lying around Knowhere. See if you can catch him in time for a bath!

Let's color Cuz Cuz!

Read each sentence out loud to your child. Have her trace each dotted word. Then she'll add the right colors to the picture of Cuz Cuz.

Cuz Cuz is purple.

His nose is blue.

His feet are blue.

Copyright © 2016 Education.com LLC All Rights Reserved
More worksheets at www.education.com/worksheets
Brainzy

Meet Penelope

Penelope is the most clever character in the Land of Knowhere. She loves to help kids learn, and it is her job to make sure everyone gets to school on time. Play some memory games and word-making games with her to build your brain!

Let's color Penelope!

Read each sentence out loud to your child. Have him trace each dotted word. Then he'll add the right colors to the picture of Penelope.

Penelope is yellow.

She has brown hair.

Her wings are rainbow.

Copyright © 2016 Education.com LLC All Rights Reserved
More worksheets at www.education.com/worksheets
Brainzy

WELCOME TO
The Land of Knowhere

Can you find all of the characters in this map of Knowhere?

education.com

Copyright © 2016 Education.com LLC All Rights Reserved
More worksheets at www.education.com/worksheets

Brainzy

Whose Shadow?

The creatures of Knowhere love to play hide and seek.
Draw a line to match each creature to its shadow shape!





education.com

Copyright © 2016 Education.com LLC All Rights Reserved
More worksheets at www.education.com/worksheets

Brainzy

Count Muggo!

Yikes! It looks like the Muggos have been busy with the copy machine. Add up each group of Muggos!

Bonus: How many Muggos are on this page in all?

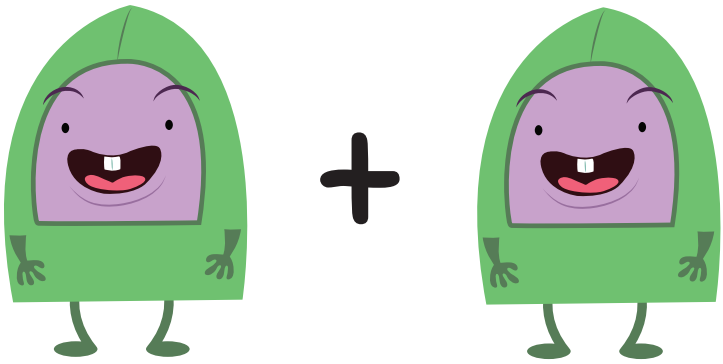

+ = ☐



+ = ☐

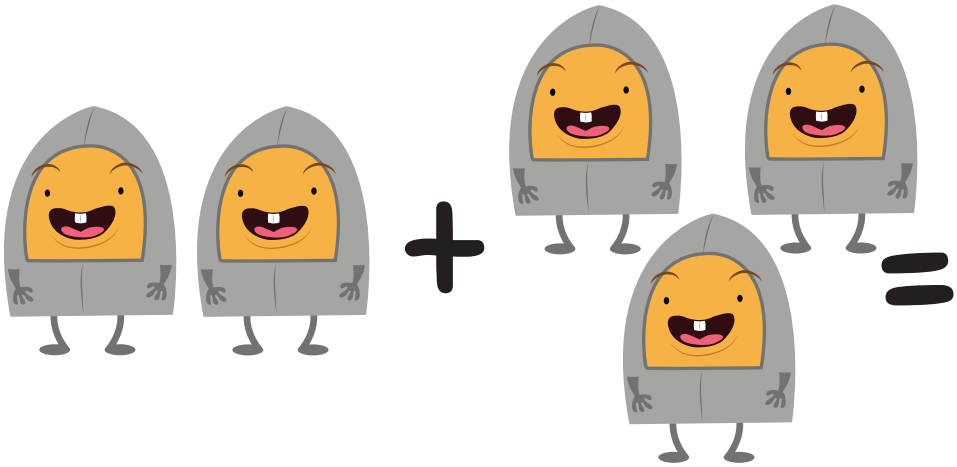

+ = ☐

education.com

Copyright © 2016 Education.com LLC All Rights Reserved
More worksheets at www.education.com/worksheets

Brainzy

Connect the Dots

Which character is this? Count to 12 and connect the dots to find out! Then color the picture.

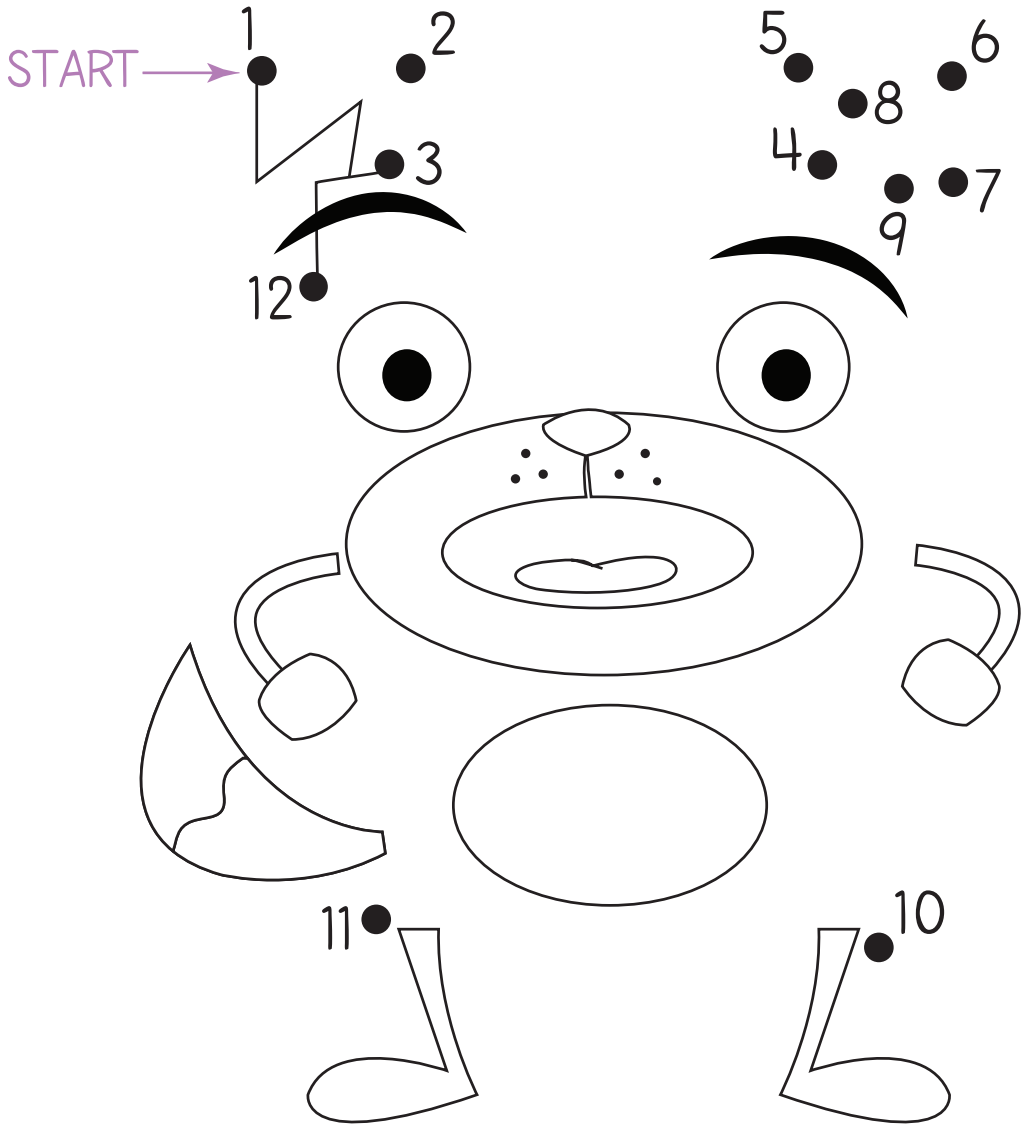

MY NAME IS FLOYD

Copyright © 2016 Education.com LLC All Rights Reserved
More worksheets at www.education.com/worksheets
Brainzy

Roly Paper Doll

Let's play dress-up with Roly!
Which outfit will he wear today?

education.com

Copyright © 2016 Education.com LLC All Rights Reserved
More worksheets at www.education.com/worksheets
Brainzy

Roly Paper Doll

Let's play dress-up with Roly! Which outfit will he wear today?

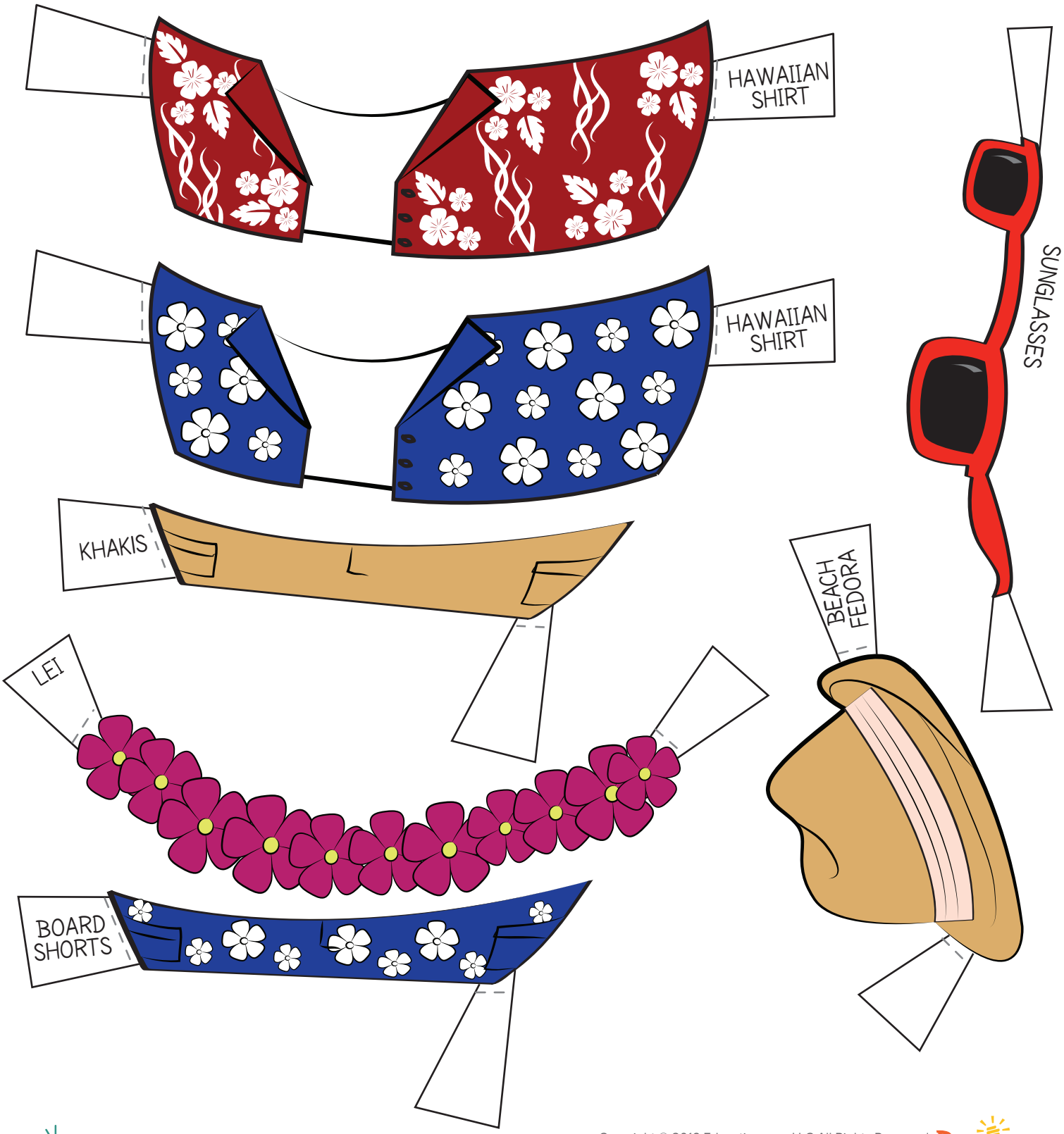

education.com

Copyright © 2016 Education.com LLC All Rights Reserved
More worksheets at www.education.com/worksheets
Brainzy

Roly Paper Doll

Let's play dress-up with Roly! Which outfit will he wear today?

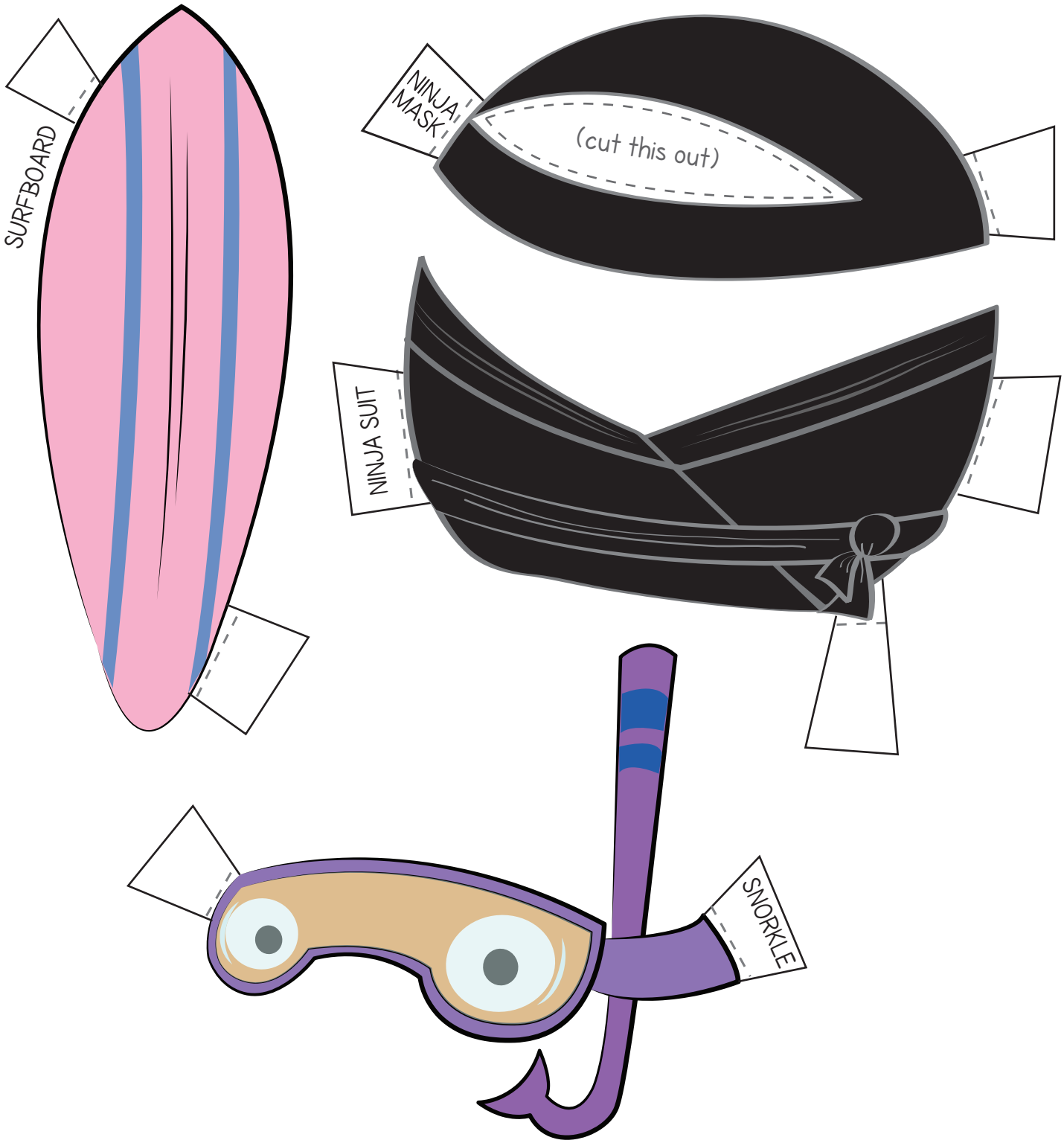

education.com

Copyright © 2016 Education.com LLC All Rights Reserved
More worksheets at www.education.com/worksheets

Brainzy

Find the Differences

Look through the group of TuTus below and circle the spots where each picture is different from the one pictured here. →
There are about 10 differences.



One of these pictures matches TuTu exactly. Can you find the one?



education.com

Copyright © 2016 Education.com LLC All Rights Reserved
More worksheets at www.education.com/worksheets

Brainzy

Find the Differences

Look through the group of Penelopes below and circle the spots where each picture is different from the one pictured here. There are less than 10 differences. →

One of these pictures matches Penelope exactly. Can you find the one?



Copyright © 2016 Education.com LLC All Rights Reserved
More worksheets at www.education.com/worksheets
Brainzy

How to Draw
Roly

Start by drawing a circle.



Draw 2 triangle ears.



Add ovals for his belly and his muzzle.



Make eyes using circles. One eye will be slightly bigger.

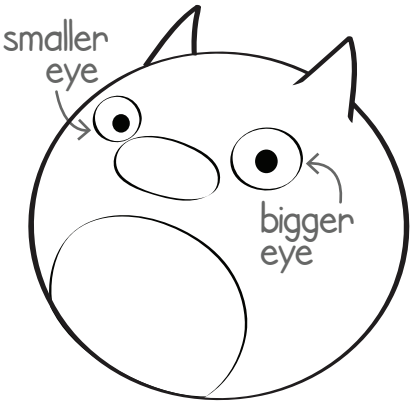

Give him a smile and an oval nose.



Now use a circle and a crescent shape for his legs.



Draw his paws using little circles or ovals.

Add a curvy tail and some curvy eyebrows.

Add triangle stripes and you're all done!

education.com

Copyright © 2016 Education.com LLC All Rights Reserved
More worksheets at www.education.com/worksheets
Brainzy

How to Draw Floyd

First draw a rectangle for Floyd's body.

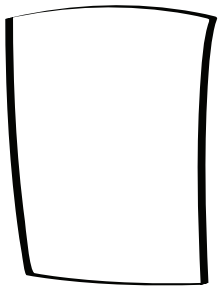

Now add zigzag ears.



Add 2 ovals for his belly and his muzzle.



Add stick legs at the corners.



Add stick arms, with round fists on his hips.



Give him a crescent-shaped tail.



His eyes are circles with black dots in the middle.



Don't forget his eyebrows!



Last, Floyd needs an oval nose and mouth, with whisker dots.



Copyright © 2016 Education.com LLC All Rights Reserved
More worksheets at www.education.com/worksheets
Brainzy

How to Draw TuTu

Start with the body, with 4 bumps on top.

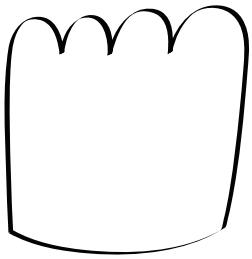

Draw a skirt the same way you'd draw a cloud.



Give the skirt an inner lining.



Add stick arms and legs. One hand will be in a fist.

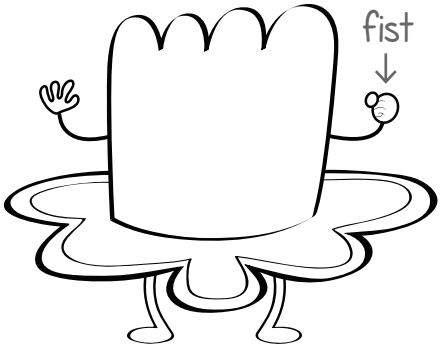

Draw a round muzzle and an oval nose.



Give TuTu an open smile, with dots for whiskers.



Add little bumps for teeth and a tongue.



Now give TuTu teeny dot eyes with eyelashes above them.



Finish with a crown and a star-shaped wand!



education.com

Copyright © 2016 Education.com LLC All Rights Reserved
More worksheets at www.education.com/worksheets
Brainzy

Brainzy
Memory Match Game

Cut out the Memory Match cards. Shuffle and place face down on a flat surface. On each player's turn, flip two cards over. If the cards match, keep them! If they do not match, flip them back face down. The player with the most cards at the end wins!









Copyright © 2016 Education.com LLC All Rights Reserved
More worksheets at www.education.com/worksheets Brainzy

Brainzy
Memory Match Game

Cut out the Memory Match cards. Shuffle and place face down on a flat surface. On each player's turn, flip two cards over. If the cards match, keep them! If they do not match, flip them back face down. The player with the most cards at the end wins!





Copyright © 2016 Education.com LLC All Rights Reserved
More worksheets at www.education.com/worksheets

Brainzy
Memory Match Game

Cut out the Memory Match cards. Shuffle and place face down on a flat surface. On each player's turn, flip two cards over. If the cards match, keep them! If they do not match, flip them back face down. The player with the most cards at the end wins!





Copyright © 2016 Education.com LLC All Rights Reserved
More worksheets at www.education.com/worksheets

Brainzy
MEMORY MATCH GAME

Cut out the Memory Match cards. Shuffle and place face down on a flat surface. On each player's turn, flip two cards over. If the cards match, keep them! If they do not match, flip them back face down. The player with the most cards at the end wins!









Copyright © 2016 Education.com LLC All Rights Reserved
More worksheets at www.education.com/worksheets



is awarded the rank of

STAR PERFORMER

for excellence in completing

education.com

Copyright © 2016 Education.com LLC All Rights Reserved
More worksheets at www.education.com/worksheets
Brainzy

Answer Sheets

Brainzy's Super Fun Activity Book

Welcome to the Land of Knowhere*
Whose Shdaow?*
Count Muggo*
Find the Differences: TuTu*
Find the Differences: Penelope*

Want more workbooks? Join Education.com Plus to save time and money.
http://www.education.com/education-plus/

Copyright © 2016 Education.com. All Rights Reserved

WELCOME TO
The Land of Knowhere

ANSWERS

Can you find all of the characters in this map of Knowhere?

education.com

Copyright © 2016 Education.com LLC All Rights Reserved
More worksheets at www.education.com/worksheets

Brainzy

ANSWERS

Whose Shadow?

The creatures of Knowhere love to play hide and seek.
Draw a line to match each creature to its shadow shape!



education.com

Copyright © 2016 Education.com LLC All Rights Reserved
More worksheets at www.education.com/worksheets

Brainzy

ANSWERS

Count Muggo!

Yikes! It looks like the Muggos have been busy with the copy machine. Add up each group of Muggos!

Bonus: How many Muggos are on this page in all? There are 10 Muggos!

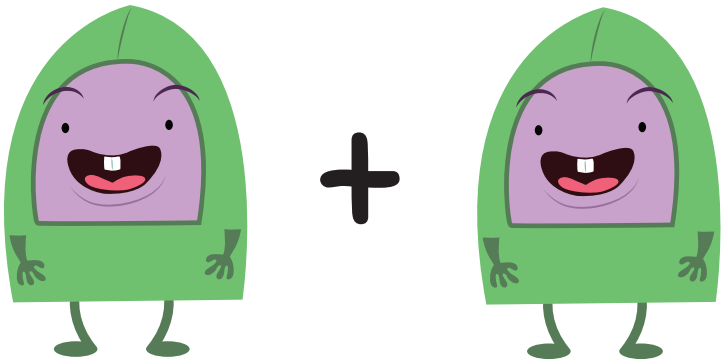

+ = 2



+ = 3

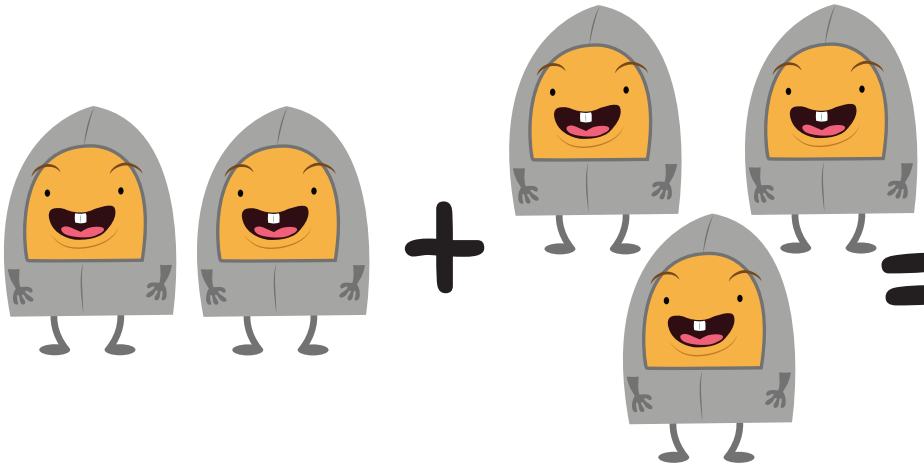

+ = 5

Copyright © 2016 Education.com LLC All Rights Reserved
More worksheets at www.education.com/worksheets
Brainzy

ANSWERS

Find the Differences

Look through the group of TuTus below and circle the spots where each picture is different from the one pictured here. →
There are about 10 differences.



One of these pictures matches TuTu exactly. Can you find the one?



education.com

Copyright © 2016 Education.com LLC All Rights Reserved
More worksheets at www.education.com/worksheets

Brainzy

ANSWERS

Find the Differences

Look through the group of Penelopes below and circle the spots where each picture is different from the one pictured here. There are less than 10 differences. →

One of these pictures matches Penelope exactly. Can you find the one?



education.com

Copyright © 2016 Education.com LLC All Rights Reserved
More worksheets at www.education.com/worksheets

Brainzy