


Stars & Stripes

Activity Book

P

Preschool



4th
of
July





Table of Contents

Stars & Stripes Activity Book


Independence Day Coloring Page
Fireworks Coloring Page
Star Tracing
Tracing Lines
Stars and Stripes
Rhyming Words #1
Rhyming Words #2
Tic-Tac-Toe #1
Tic-Tac-Toe #2
Tic-Tac-Toe #3
4th of July Fun!
Find the Shapes
Find the Differences: 4th of July
Find the Difference
Fourth of July Dot-to-Dot Letters #1
Fourth of July Dot-to-Dot Numbers
Fourth of July Dot-to-Dot Letters #2
Design Your Own Fireworks

Certificate of Completion

Want more workbooks? Join Education.com Plus to save time and money.
<http://www.education.com/education-plus/>




Independence Day





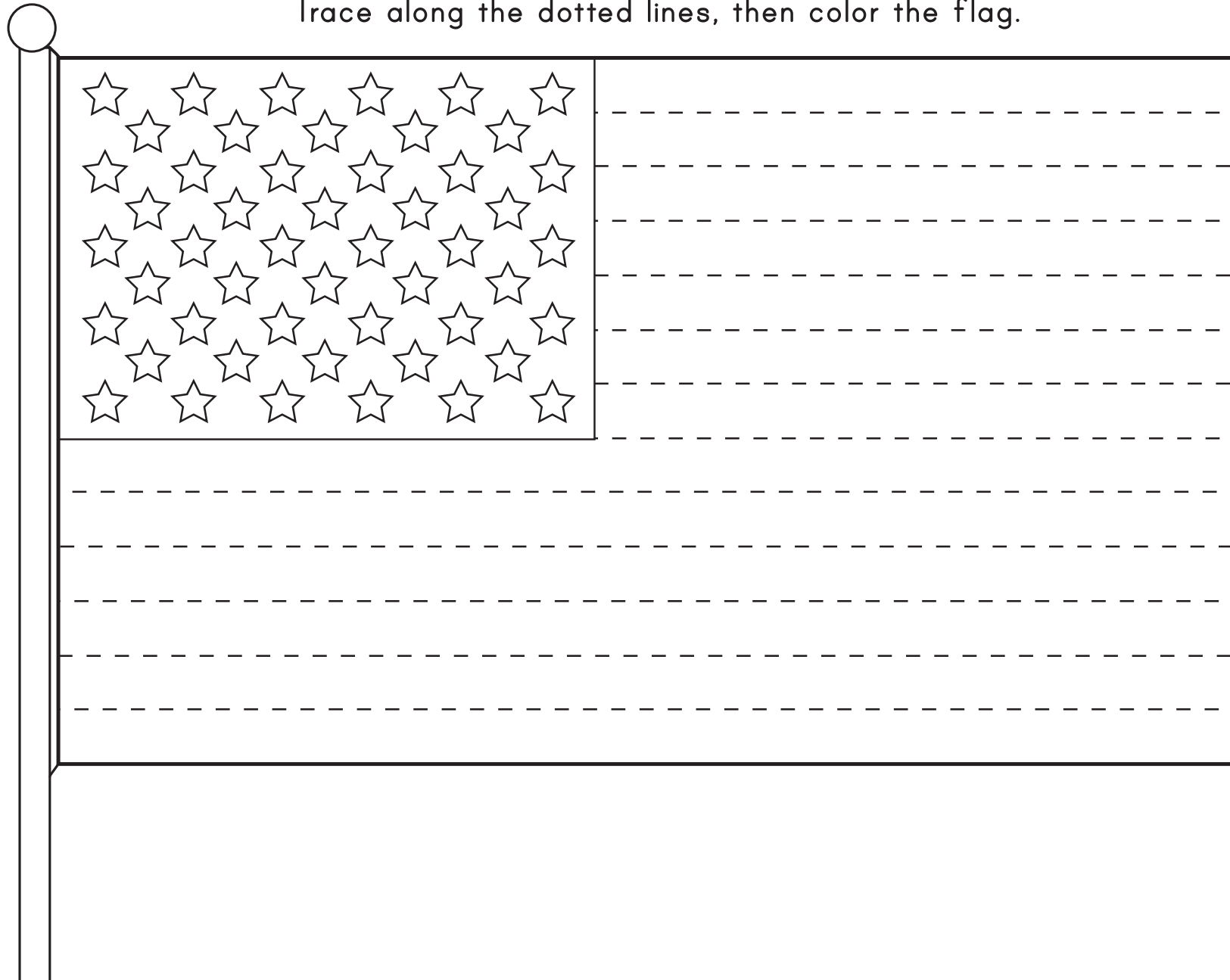
STAR TRACING

Trace along the dotted lines, then color the star.



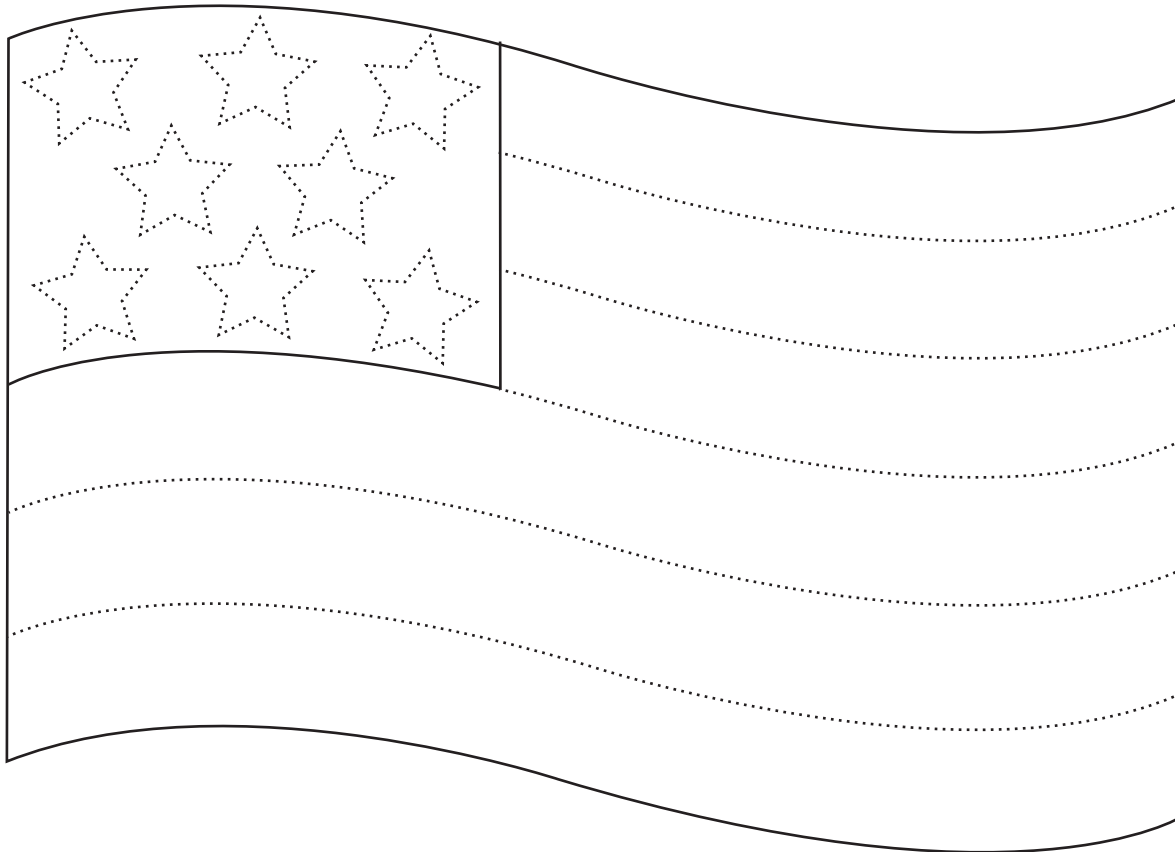
4TH OF JULY TRACING LINES

Trace along the dotted lines, then color the flag.



Stars & Stripes

The American flag is full of colorful stars and stripes! Trace over the dotted lines to finish this flag.




What shape is this?



Trace the letters and say the word aloud!

STAR

What pattern is this?



Trace the letters and say the word aloud!

STRIPES

Do you know the colors of the American flag?
Trace these color words and then use the colors to fill in the flag!

RED


WHITE

BLUE



4TH OF JULY *Rhyming Words*

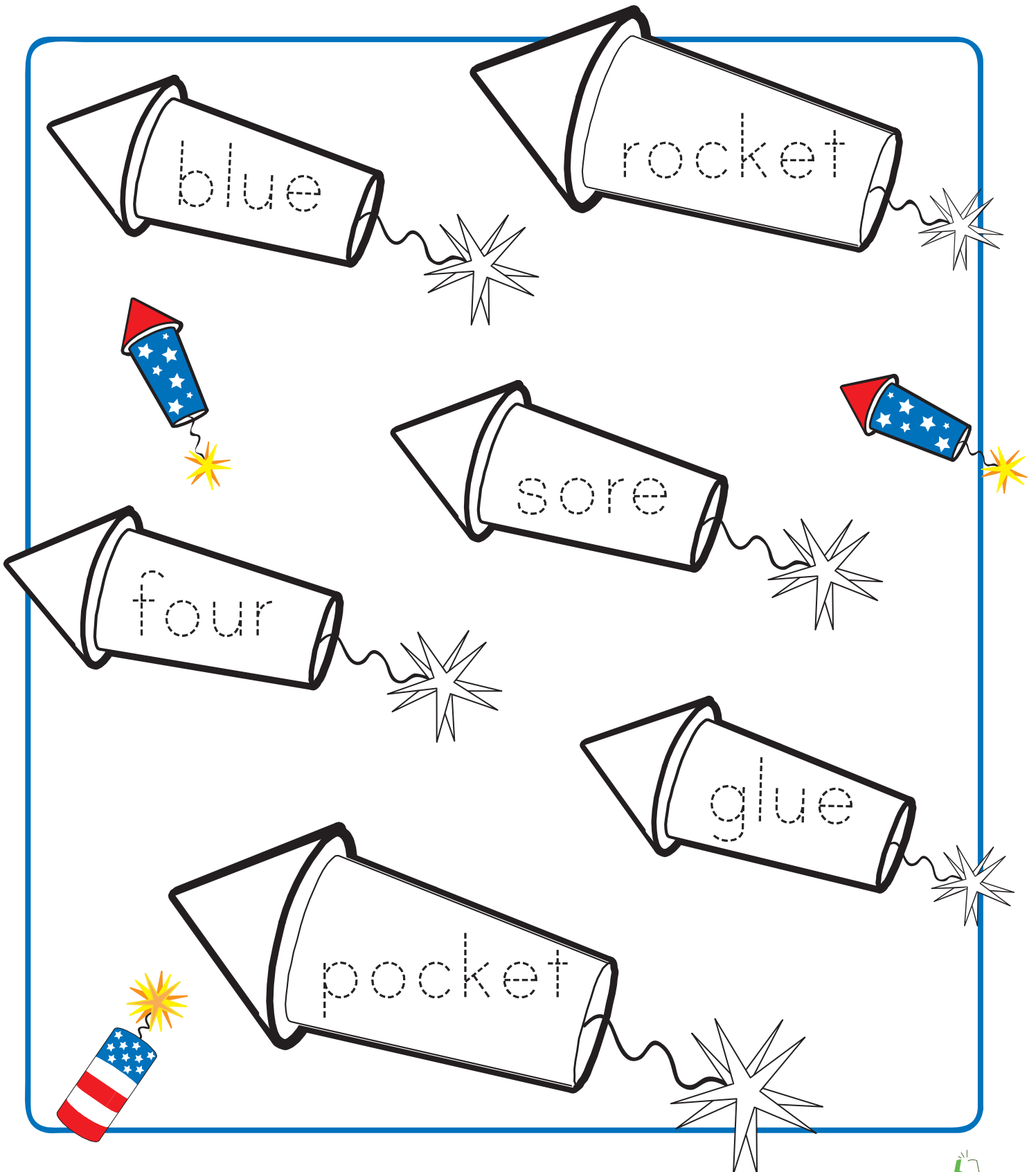
Trace the words. Then color the flags with rhyming words in a single color.





4TH OF JULY *Rhyming Words*

Trace the words. Then color the rockets with rhyming words in a single color.



PLAY 4TH OF JULY TIC - TAC - TOE

Cut out these markers to play 4th of July Tic-Tac-Toe !
Please note: Game pieces work best when printed on thicker paper.







PLAY 4TH OF JULY TIC - TAC - TOE





Please note: Game pieces work best when printed on thicker paper.

PLAY 4TH OF JULY TIC - TAC - TOE

Cut out these markers to play 4th of July Tic-Tac-Toe!
Please note: Game pieces work best when printed on thicker paper.



Markers








PLAY 4TH OF JULY TIC - TAC - TOE


Please note: Game pieces work best when printed on thicker paper.

PLAY 4TH OF JULY TIC - TAC - TOE

Cut out these markers to play 4th of July Tic-Tac-Toe !
Please note: Game pieces work best when printed on thicker paper.



PLAY 4TH OF JULY TIC - TAC - TOE



Please note: Game pieces work best when printed on thicker paper.

4th of July Fun!

Color this 4th of July picture and then see how many shapes you can find!

Square



Circle



Triangle



Diamond



Star



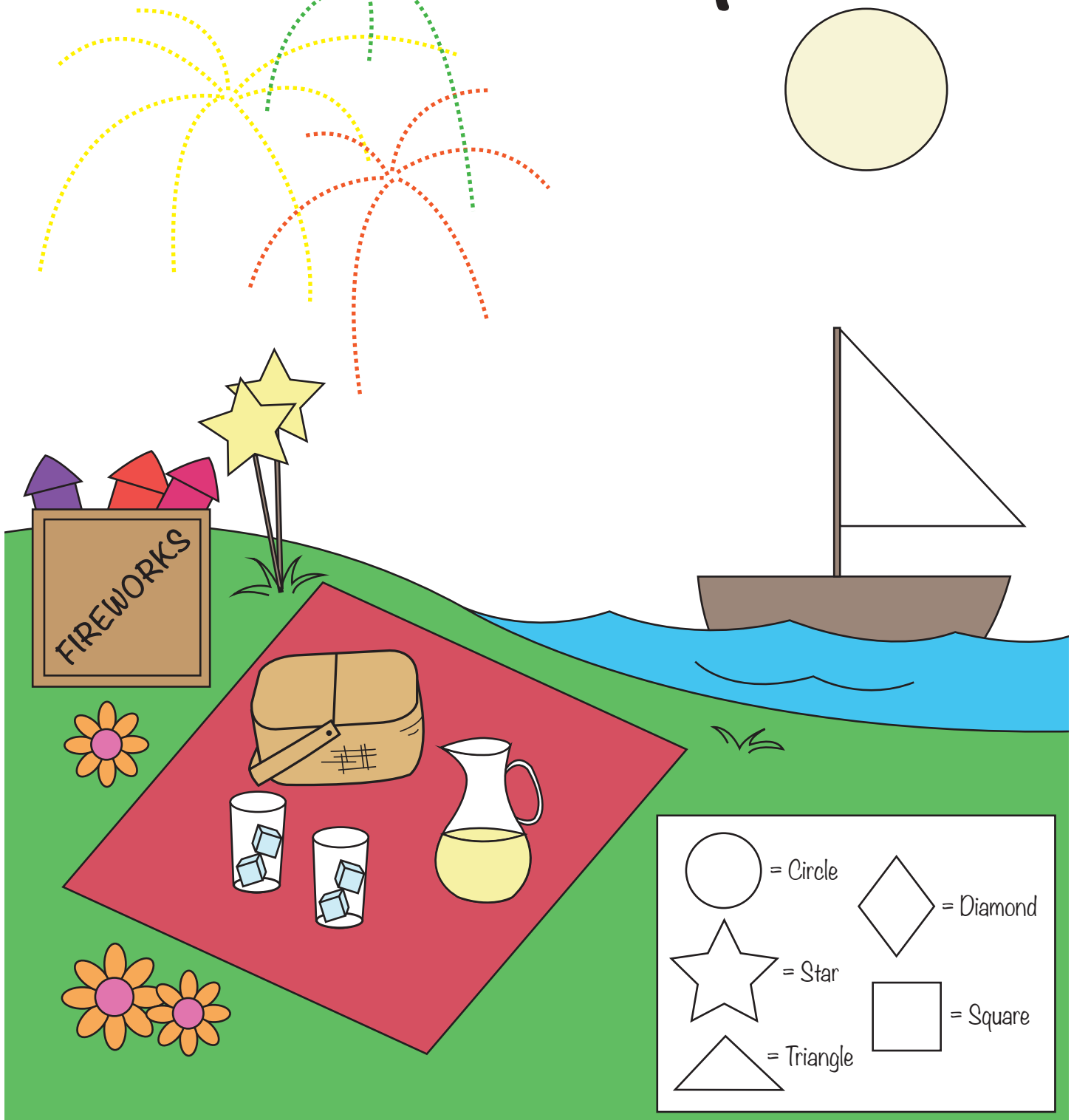
Circle all the shapes you find in this picture. Then count them up!

How many circles did you find? _____ How many diamonds did you find? _____

How many stars did you find? _____ How many squares did you find? _____

How many Triangles did you find? _____

Find the Shapes



Circle all the shapes you find in this picture. Then count them up!

How many circles did you find? _____ How many diamonds did you find? _____

How many stars did you find? _____ How many squares did you find? _____

How many Triangles did you find? _____

Can you find the differences in these 2 pictures?

Check one box for each difference that you find!

1. ☐

2. ☐

3. ☐

4. ☐




5. ☐



4TH OF JULY

Find the Difference

Circle the object in each row that is different.

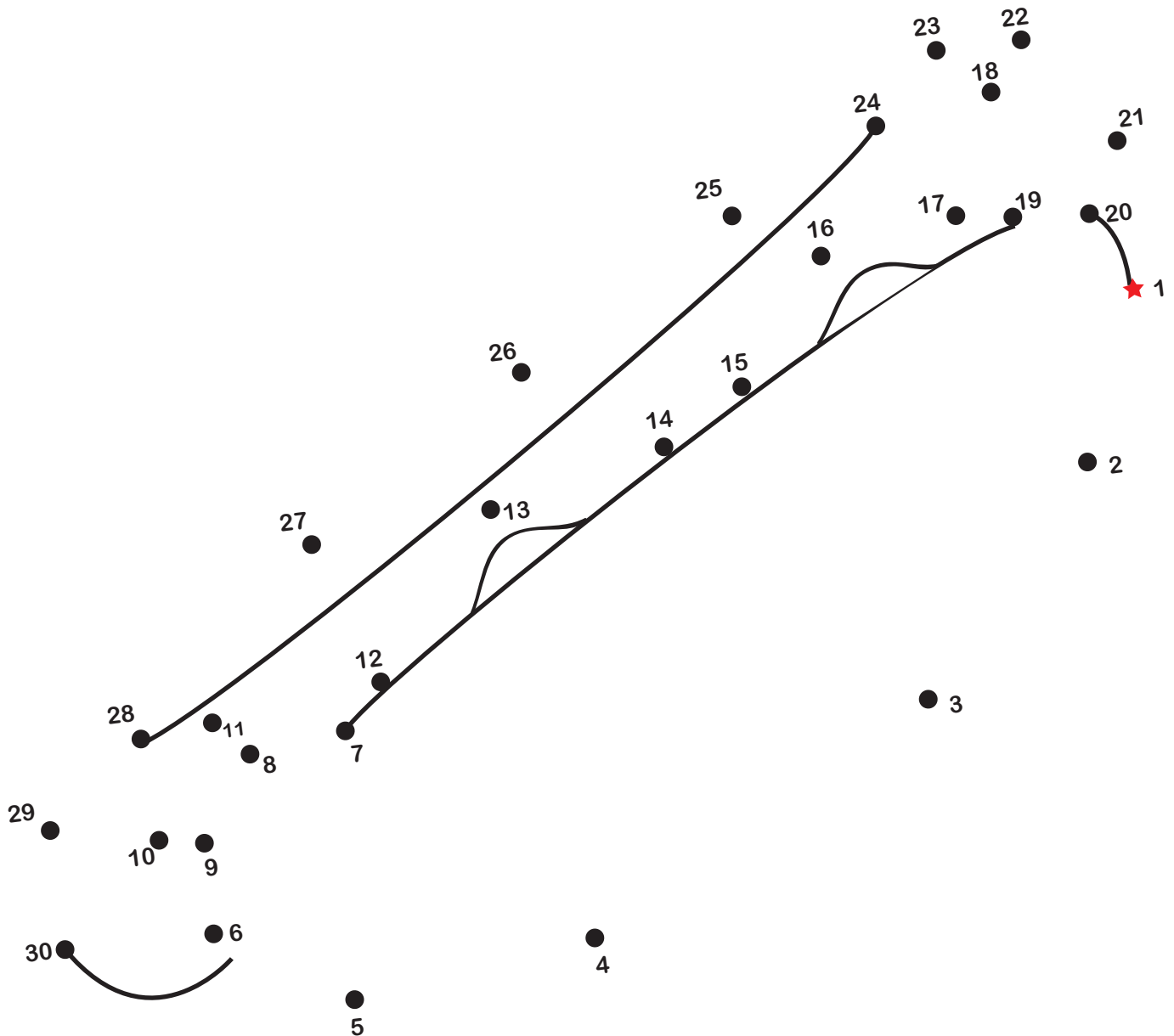




4th of July

Dot-to-Dot Numbers

Connect the dots from 1-30. Then color the picture.

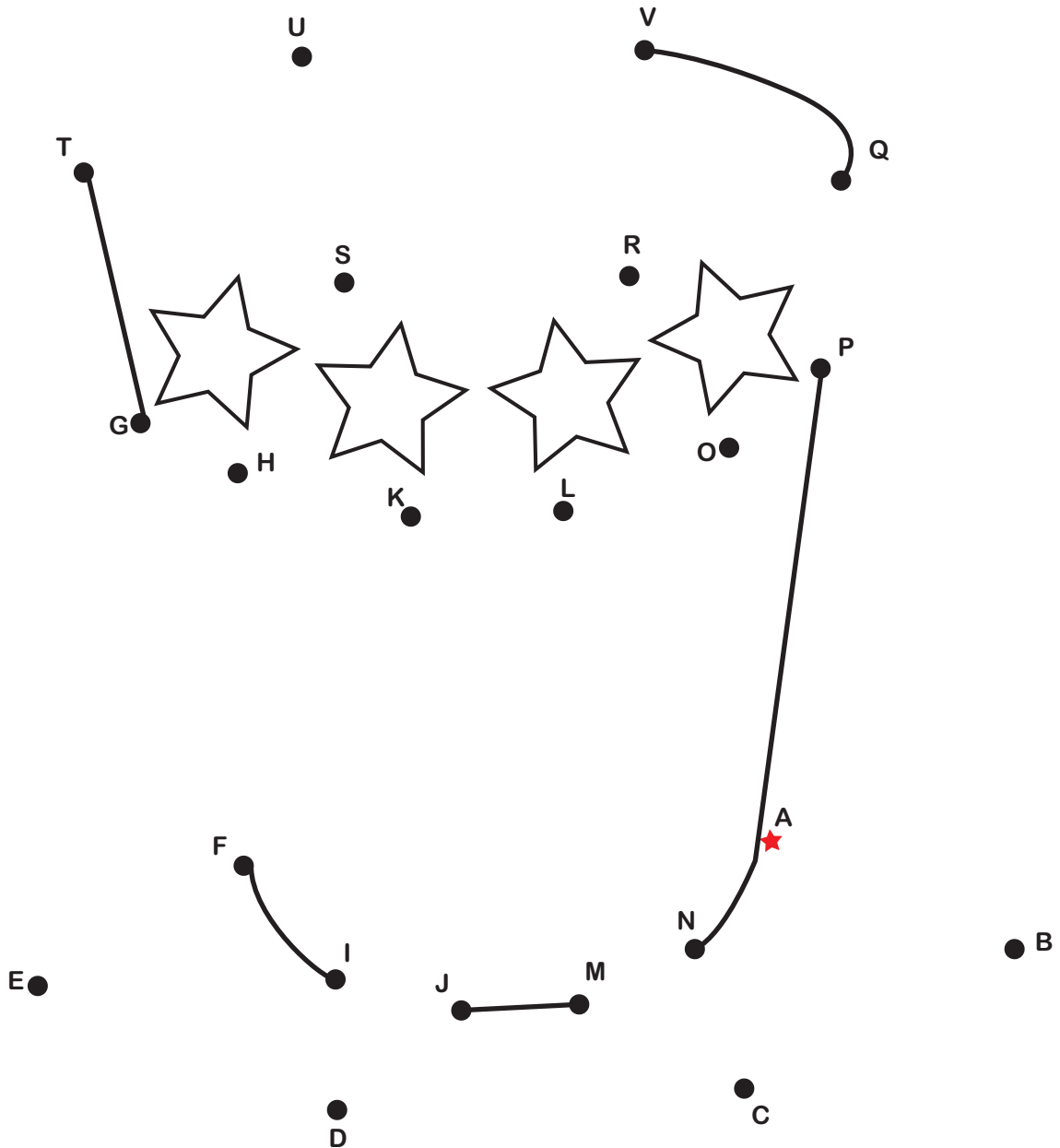





4th of July

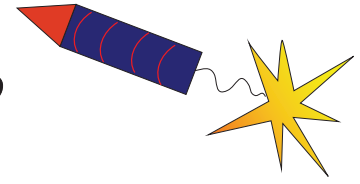
Dot to Dot Letters

Connect the dots from A-V. Then color the picture.







Design your own Fireworks



Ask your child to complete the skyline scene on the next page by tracing over the dotted lines with different colors and pasting shapes to create fireworks. First ask your child to trace over the lines in different colors to bring the fireworks to life. Then ask him to trace the buildings and color them. Finally he can color in and cut out these shapes to design his own firecrackers.



A worksheet for tracing the Chinese flag. It features a large rectangular area with a dashed outline. Inside, there are three dashed stars in the upper left corner, a dashed star in the center, and a dashed zigzag line representing the bottom edge of the flag.



Cut along the dotted line.



Great job!

is an Education.com writing superstar

