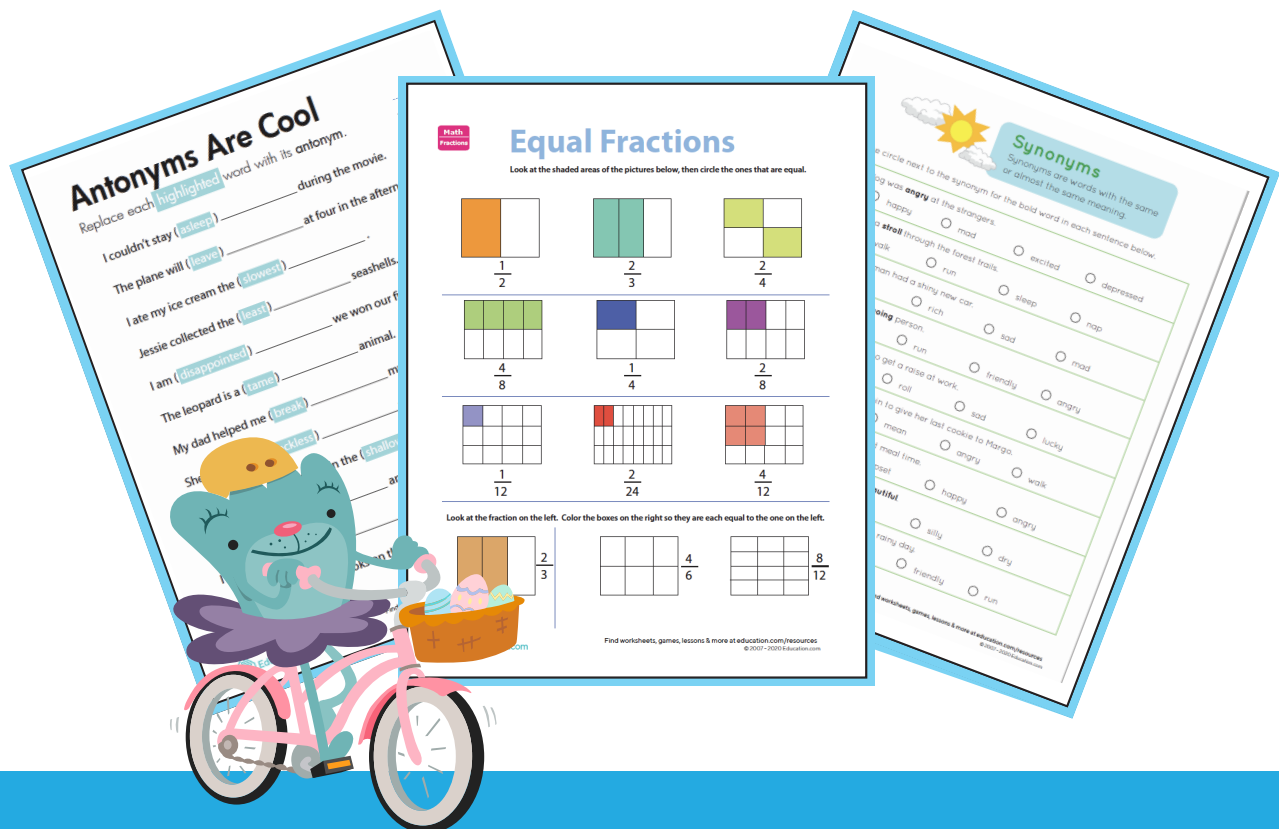


# Week 5

3<sup>rd</sup>  
Grade

# Independent Study Packet

 Education.com



5 MORE Days of  
Independent Activities in  
Reading, Writing, Math,  
and Other Fun Stuff

ANSWER KEYS  
INCLUDED

# Helpful Hints for Students and Families

## Materials You Will Need:

- Pencils
- Extra paper or a notebook/journal  
(You may put everything into one notebook if you like.)
- Colored pencils, markers, or crayons for some of the activities
- Internet access for online research
- You may need extra supplies for the “Other Fun Stuff” activities








## Directions & Tips

- There is a schedule for each day.
- You may complete the activities in any order.
- Read the directions carefully before completing each activity.
- Make sure to plan your time so that you don't let things pile up at the end.
- Check off each of the activities when you finish them on the menu.
- Make sure an adult signs the activity menu before you bring it back to school.



# Activity Menu

	Day 1	Day 2	Day 3	Day 4	Day 5
<b>Reading</b> 	Read for 20 minutes and complete the daily reading activity.				
	Book Casting Call	Compare and Contrast Elements of a Story	Storyboard Summary	Cool Bookmarks 1	Organize Your Questions
	Reading Comprehension: Problem and Solution 1	Author's Purpose Task Cards	Comparing Two Nonfiction Texts: A Female Freedom Fighter	Reading Comprehension: The Man, the Boy, and the Donkey	Reading Comprehension: Sugar and Spice
<b>Writing</b> 	Choose one of the story starters and write your story on a separate piece of paper or in a writing notebook: Journal Writing Task Cards #1				
<b>Grammar Practice</b> 	Find the Synonym	Antonyms Are Cool	Opposites Crossword: What's the Antonym?	Antonyms Game	Synonyms & Antonyms Worksheet
<b>Math</b> 	Fraction Practice: Equivalent Fractions	Fraction Fundamentals: Comparing Fractions	Circus Color By Number	Multiplication & Division: Picnicking Signs	A Matter of Time
<b>Other Fun Stuff</b> 	Origami Whale Toilet Paper Roll Craft Crack the Code #2 Alphabet Symmetry Learning Symmetry: Owl Reflection Painting Spelling Puzzles #4				

Parent/Guardian Signature: \_\_\_\_\_

Name: \_\_\_\_\_

Date: \_\_\_\_\_

# Journal Writing Task Cards #1



Write a spooky story.  
Start with, "On a dark  
December night..."

Write a silly story  
about a talking animal.  
Include dialogue in  
your story.

Write a story that  
takes place on another  
planet. Underline the  
adjectives you use to  
describe the setting.

Describe a small  
moment from your  
best day ever. Use  
descriptive language!

Describe your bedroom  
in detail. Underline the  
adjectives you use in  
your description.

Describe a party  
you attended.  
Include dialogue  
in your writing.

Write a letter to a  
family member who  
is important in your  
life. Include two or  
more examples of why  
they are important  
to you.

Write a letter to a  
character from your  
favorite book. Include  
specific details from  
the story.

Write a letter to  
your teacher. Start  
with, "Something  
I wish you knew  
about me..."

If you could only eat  
one meal for the rest  
of your life, what would  
it be? Use sensory  
language in your  
description!

If you were a  
superhero, would you  
rather be super strong  
or invisible? Explain  
your reasoning.

Are video games bad  
for kids? Write three  
reasons that support  
your opinion.

# Day 1

<b>Independent Reading Activity</b>	Assemble your favorite actors and find the perfect parts for them in a play about your independent reading book.
<b>Reading</b>	Build reading comprehension as you find the problem and solution in each passage.
<b>Writing</b>	Choose one of the story starters and write your story on a separate piece of paper or in a writing notebook.
<b>Grammar Practice</b>	This grammar worksheet will help build vocabulary as you choose the correct synonym to match the bold word.
<b>Math</b>	Practice identifying equivalent fractions on this colorful worksheet.



Name: \_\_\_\_\_

Date: \_\_\_\_\_

## Casting Call!



Pretend you're making a movie or play of the book and you need to cast actors for it. What should the actors look like? What kind of personalities will they need to portray? Write character descriptions and cast famous actors on the lines below.

*Main Character:* \_\_\_\_\_

*Description:* \_\_\_\_\_

\_\_\_\_\_  
\_\_\_\_\_

*Actor:* \_\_\_\_\_

*Main Character:* \_\_\_\_\_

*Description:* \_\_\_\_\_

\_\_\_\_\_  
\_\_\_\_\_

*Actor:* \_\_\_\_\_

*Supporting Character:* \_\_\_\_\_

*Description:* \_\_\_\_\_

\_\_\_\_\_  
\_\_\_\_\_

*Actor:* \_\_\_\_\_

*Supporting Character:* \_\_\_\_\_

*Description:* \_\_\_\_\_

\_\_\_\_\_  
\_\_\_\_\_

*Actor:* \_\_\_\_\_

# Reading Comprehension: Problem and Solution 1

## Problem

A conflict between:

- two or more characters
- a character and nature
- a character and herself


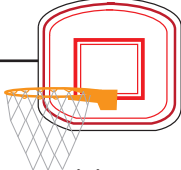

\*Usually found at the beginning of a story.

## Solution

The way in which a problem is solved.


\*Usually found at the end of a story.

**Directions:** Read the passages and complete the chart.

	Problem	Solution
 <p><b>1. A Package at the Door</b></p> <p>On Friday afternoon, the doorbell rang. Ricky ran to the front door to see if his package arrived. He was so excited that he threw open the door. He didn't even think about his dog, Shadow. Shadow darted out the door. He was down the street in a blink of the eye. Luckily, the mailman noticed the dog as it sprinted past him. The mailman chased after Shadow, grabbed his collar, and walked him back to Ricky. Phew, that was close!</p>		
 <p><b>2. Basketball Practice Blues</b></p> <p>Garrett and Jeffrey took turns at the hoop practicing their free throws. Usually Garrett sunk his free throw shots with no trouble, but something was off today. He had not made a single shot. Jeffrey was on fire, though! He made every single free throw shot from the line. Coach McElroy noticed and came to talk to Garrett. "If you adjust your feet," he said, "your shot will go straight." To Garrett's surprise, he made the rest of his free throws!</p>		
 <p><b>3. Report Card Time</b></p> <p>Maci knew she had earned some good grades and some bad grades. Even though Maci knew her parents would be disappointed, she always followed the rules. She would give them the report card when she got home. When she arrived home, she realized that the report card was not in her binder when she got off the bus. She must have lost it somewhere! Instead of panicking, she made a plan. Maci decided to talk to her teacher about it the next day. Her teacher thanked her for being responsible. She printed Maci a new report card to take home. The teacher even put it in a special envelope.</p>		

Name: \_\_\_\_\_

Date: \_\_\_\_\_



## Synonyms

Synonyms are words with the same or almost the same meaning.

Fill in the circle next to the synonym for the bold word in each sentence below.

1. The dog was **angry** at the strangers.

- ☐ happy      ☐ mad      ☐ excited      ☐ depressed

2. We took a **stroll** through the forest trails.

- ☐ walk      ☐ run      ☐ sleep      ☐ nap

3. The **wealthy** man had a shiny new car.

- ☐ skip      ☐ rich      ☐ sad      ☐ mad

4. I am a very **outgoing** person.

- ☐ joyous      ☐ run      ☐ friendly      ☐ angry

5. Mom felt **fortunate** to get a raise at work.

- ☐ skip      ☐ roll      ☐ sad      ☐ lucky

6. It was **thoughtful** of Robin to give her last cookie to Margo.

- ☐ kind      ☐ mean      ☐ angry      ☐ walk

7. The cat was always **joyful** at meal time.

- ☐ wet      ☐ upset      ☐ happy      ☐ angry

8. The diamond necklace was **beautiful**.

- ☐ pretty      ☐ ugly      ☐ silly      ☐ dry


9. We felt **miserable** to be inside on a rainy day.

- ☐ sad      ☐ happy      ☐ friendly      ☐ run




# Equal Fractions


Look at the shaded areas of the pictures below, then circle the ones that are equal.



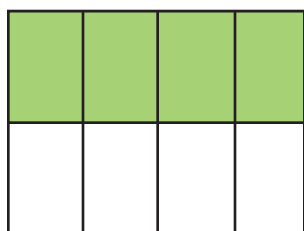
$$\frac{1}{2}$$




$$\frac{2}{3}$$




$$\frac{2}{4}$$



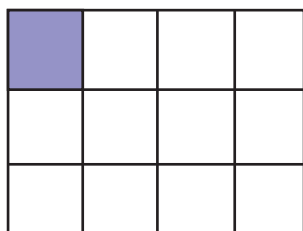
$$\frac{4}{8}$$



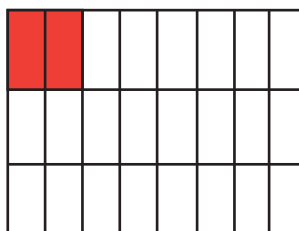
$$\frac{1}{4}$$



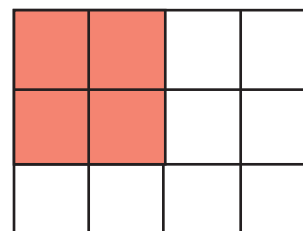
$$\frac{2}{8}$$



$$\frac{1}{12}$$

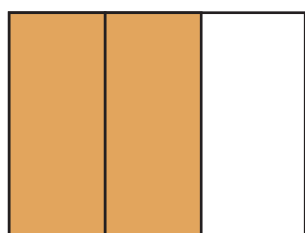


$$\frac{2}{24}$$

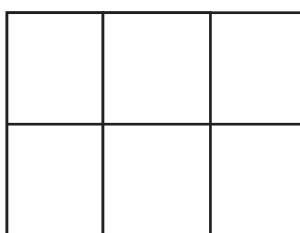


$$\frac{4}{12}$$

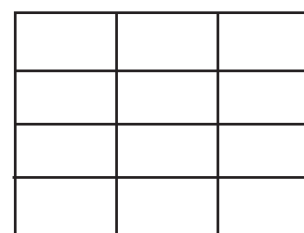
Look at the fraction on the left. Color the boxes on the right so they are each equal to the one on the left.



$$\frac{2}{3}$$



$$\frac{4}{6}$$



$$\frac{8}{12}$$

# Day 2

<b>Independent Reading Activity</b>	Use two fiction stories to compare and contrast story elements with this graphic organizer.
<b>Reading</b>	Identify and justify the author's purpose in these sample passages.
<b>Writing</b>	Choose one of the story starters and write your story on a separate piece of paper or in a writing notebook.
<b>Grammar Practice</b>	Tap into your vocabulary to think of an antonym to complete each sentence.
<b>Math</b>	Use the shape visuals to help you compare fractions.



Name: \_\_\_\_\_

Date: \_\_\_\_\_

## Compare and Contrast Elements of a Story

Compare and contrast the elements of two different stories. Record similarities in the shaded section.

Story #1: \_\_\_\_\_

Story #2: \_\_\_\_\_

Characters

--	--	--

Setting

--	--	--

Name: \_\_\_\_\_

Date: \_\_\_\_\_

## Compare and Contrast Elements of a Story

Compare and contrast the elements of two different stories. Record similarities in the shaded section.

Story #1: \_\_\_\_\_

Story #2: \_\_\_\_\_

Problem

--	--	--

Solution

--	--	--

Name: \_\_\_\_\_

Date: \_\_\_\_\_

# AUTHOR'S PURPOSE: Task Cards

Authors have three main purposes for writing:

**P**ERSUADE - the author wants you to believe or do something.

**I**NFORM - the author wants to tell or teach you something.

**E**NTERTAIN - the author wants to tell a story that you will enjoy.

**\*Remember the word PIE!**

It is a trick to remember the three main reasons why authors write a piece of text.

**Directions:** Read the passages and answer the question on your answer document.

1 Halloween is the best holiday of the year! Everyone should go out and get a costume. If you can't find one to buy, make one. Halloween is better than the other holidays because you get to trick-or-treat with your friends.

What is the author's purpose?

2 Sarita was excited to get out of the car. She had been waiting for today for weeks and it was finally here. She skipped as she went up the walkway to the house, and her mom opened the door. Suddenly, everyone shouted, "Surprise!"

What is the author's purpose?

3 Have you seen the dancing show on tv? It is very entertaining. You should watch it because you will see new dance moves. You will like the music, too. Sometimes I like to get up and dance while the show is on. The show is really good and you will enjoy it!

What is the author's purpose?

4 The United States has five branches of the military. The Army, Navy, Air Force, Coast Guard, and Marines are the five branches. Each branch serves an important role for the country. The country relies on the people who serve in order to protect freedom.

What is the author's purpose?

5 Birthdays are celebrated around the world. In the United States, people celebrate with cake and candles. Many other places celebrate with singing songs. In Mexico, a birthday is celebrated with a piñata filled with candy. A person uses a broomstick to hit the piñata. Each of these birthday traditions is a fun celebration!

What is the author's purpose?

6 Rio and Marcus sat in the backseat of the car as their dad drove. The car traveled quickly on the highway and it seemed like they had been in the car for hours. Suddenly, their dad started singing loudly and dancing. He turned the music up and the boys cracked up. They laughed so hard and their faces turned bright red.

What is the author's purpose?

7 Smoking is a bad habit. Smoking costs Americans thousands of dollars a year. It also causes major health problems. There are over 4,800 chemicals found in one cigarette. Smoking is a habit that people can choose to quit, but it takes a lot of effort.

What is the author's purpose?

8 Hurry! This house will not be available for long. It has four huge bedrooms, a beautiful kitchen, and an awesome playroom. The best part of this house is that there is a pool in the backyard. Did I mention that the backyard is massive, too? Hurry! Buy it before someone else does!

What is the author's purpose?

Name: \_\_\_\_\_

Date: \_\_\_\_\_

# AUTHOR'S PURPOSE: Task Cards

Author's Purpose

Text Evidence

1

How do you know?

2

How do you know?

3

How do you know?

4

How do you know?

Name: \_\_\_\_\_

Date: \_\_\_\_\_

# AUTHOR'S PURPOSE: Task Cards

Author's Purpose

Text Evidence

5

How do you know?

6

How do you know?

7

How do you know?

8

How do you know?

# Antonyms Are Cool

Replace each **highlighted** word with its **antonym**.

I couldn't stay ( **asleep** ) \_\_\_\_\_ during the movie.

The plane will ( **leave** ) \_\_\_\_\_ at four in the afternoon.

I ate my ice cream the ( **slowest** ) \_\_\_\_\_ .

Jessie collected the ( **least** ) \_\_\_\_\_ seashells.

I am ( **disappointed** ) \_\_\_\_\_ we won our first soccer game.

The leopard is a ( **tame** ) \_\_\_\_\_ animal.

My dad helped me ( **break** ) \_\_\_\_\_ my favorite toy boat.

She is extremely ( **reckless** ) \_\_\_\_\_ when she drives.

Sheila doesn't like to swim in the ( **shallow** ) \_\_\_\_\_ end.

This pillow is ( **hard** ) \_\_\_\_\_ and fluffy.

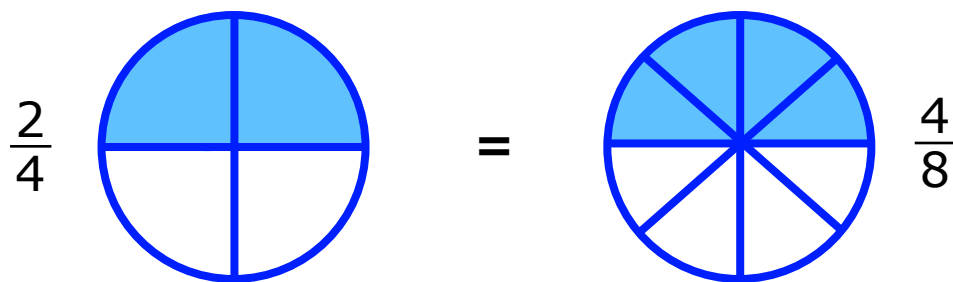
I donated my ( **new** ) \_\_\_\_\_ clothes to charity.

Jamie can't reach the books on the ( **low** ) \_\_\_\_\_ shelf.



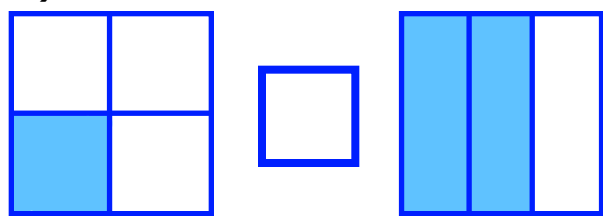


# Comparing Fractions

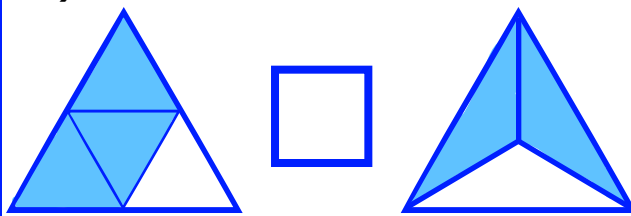


For each problem below, write less than (<), greater than (>), or equal to (=) in the space provided to compare the fractions represented by the shapes.

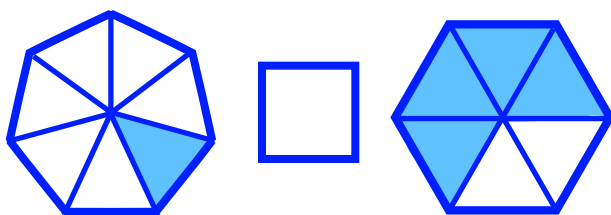
1)



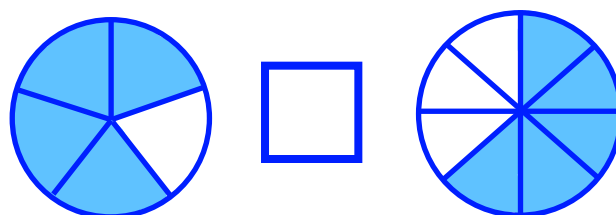
2)



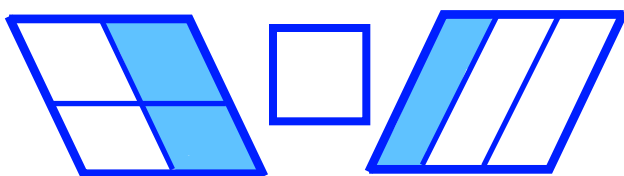
3)



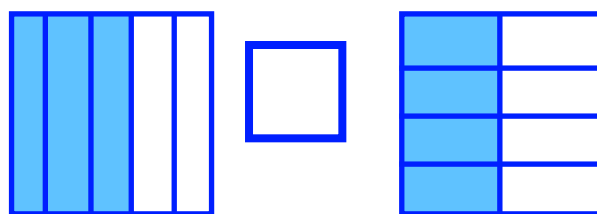
4)



5)



6)



Rewrite the fractions below in order from smallest to largest.

7)

$\frac{5}{8}$   $\frac{3}{4}$   $\frac{1}{2}$   $\frac{7}{8}$   $\frac{1}{4}$

\_\_\_\_\_

# Day 3

<b>Independent Reading Activity</b>	Illustrate and write the main events of a story in the beginning, middle, and end of a fiction text.
<b>Reading</b>	Compare two nonfiction texts on Harriet Tubman.
<b>Writing</b>	Choose one of the story starters and write your story on a separate piece of paper or in a writing notebook.
<b>Grammar Practice</b>	Work on vocabulary development with this antonym crossword puzzle.
<b>Math</b>	Practice basic division with this color-by-number activity.



# Storyboard Summary

Name: \_\_\_\_\_

Date: \_\_\_\_\_

*Use this storyboard to draw three important scenes that happen in the beginning, middle, and end of the story. Below each drawing, write one or two sentences to describe the scene.*

## BEGINNING

---

---

---

---

---

---

---

---

---

## MIDDLE

---

---

---

---

---

---

---

---

---

## END

---

---

---

---

---

---

---

---

---

## Comparing Two Nonfiction Texts: A Female Freedom Fighter


**Directions:** Using two informational texts on the same topic, complete the graphic organizer.

### Text 1:

Have you ever taken a risk? A risk is something that could be dangerous. It could cause harm or loss. Harriet Tubman took many risks for herself, her family, and other slaves.

Harriet Tubman was born a slave in Maryland around 1820. In 1849, she escaped to Pennsylvania, which was a free state, meaning slavery was not legal there. The following year, she returned home in secret to help family members escape slavery. By 1857, she had rescued her mother, her father and one of her brothers. After that, she helped as many as 70 slaves escape to free states, risking her own life to save others. In 1863, she led a raid that freed 750 South Carolina slaves.

The Underground Railroad was a network, or group, of people who worked together to bring slaves to freedom. It was not an actual railroad that you could see. Instead, it was a secret route, or path, that slaves could follow. They would have safe houses and places to stay as they traveled. The people who guided the slaves from place to place were called “conductors.” Harriet Tubman was the most famous conductor on the Underground Railroad.



### Text 2:

Harriet Tubman was born as a slave on a plantation in Maryland around 1820. No one, not even Harriet, knew what day she was born – slave families often weren’t allowed to celebrate birthdays. She worked in her owner’s house and in their fields for her entire childhood. When she was older, she married a man named John Tubman.

A few years later, she heard news that the slaves on the plantation she lived on were going to be sold. She did not want to go to another owner, so she decided to run away. Running away was dangerous for slaves in the 1800s. If a runaway slave was found, their owners would often hurt them and punish them.

Once she escaped, she met a friendly woman who helped her hide. At night, she went north, toward states where slaves could be free. She made it all the way to Philadelphia, where she was able to find work. Once she had saved up some money, she went back to Maryland to help her family and friends escape, too. Pretty soon, she was taking slaves of all kinds through the Underground Railroad.

The Underground Railroad was a network of houses owned by people who did not agree with slavery and had promised to hide slaves and keep them safe as they tried to escape north. Slaves traveling on the railroad hid during the day and traveled to the next house at night, until they reached a free state.

By 1860, she had made 19 trips from the South to the North and had helped over 70 slaves and their families escape slavery. Soon afterward, she worked for the Union Army as a cook, a nurse, and even a spy. When the war was over, she spoke about injustice toward African-Americans and opened a home for elderly people. She cared for others her entire life.

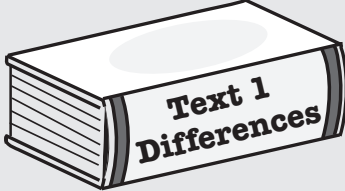
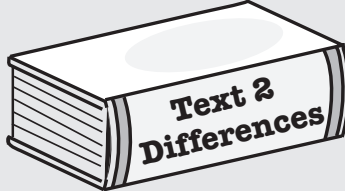
Name: \_\_\_\_\_

Date: \_\_\_\_\_



## Comparing Two Nonfiction Texts: A Female Freedom Fighter



		Similarities	
<b>Topic</b> What topic is being explored in these two texts? How are the topics different?			
<b>Main Idea</b> What is the main idea or main focus of each of the texts?			
<b>Supporting Details</b> List at least two details that the texts have in common. List at least two details that are different in the texts.			
<b>Written Response:</b> Which text would be better to find information about Harriet Tubman's escape? How do you know?	<hr/> <hr/> <hr/> <hr/> <hr/> <hr/> <hr/> <hr/> <hr/> <hr/>		

# What's the Antonym?


Finish the crossword clues by writing the **antonym** of the highlighted word. Complete the crossword puzzle.

## Across

3. It is nice and cozy (over) \_\_\_\_\_ the covers.
4. Kenny thought the math exam was (hard) \_\_\_\_\_ .
6. I (never) \_\_\_\_\_ brush my teeth before going to bed.
8. I always (forget) \_\_\_\_\_ my best friend's birthday.
10. Today was the (worst) \_\_\_\_\_ day ever.
11. My mom walks our dogs in the (evening) \_\_\_\_\_ .

## Down

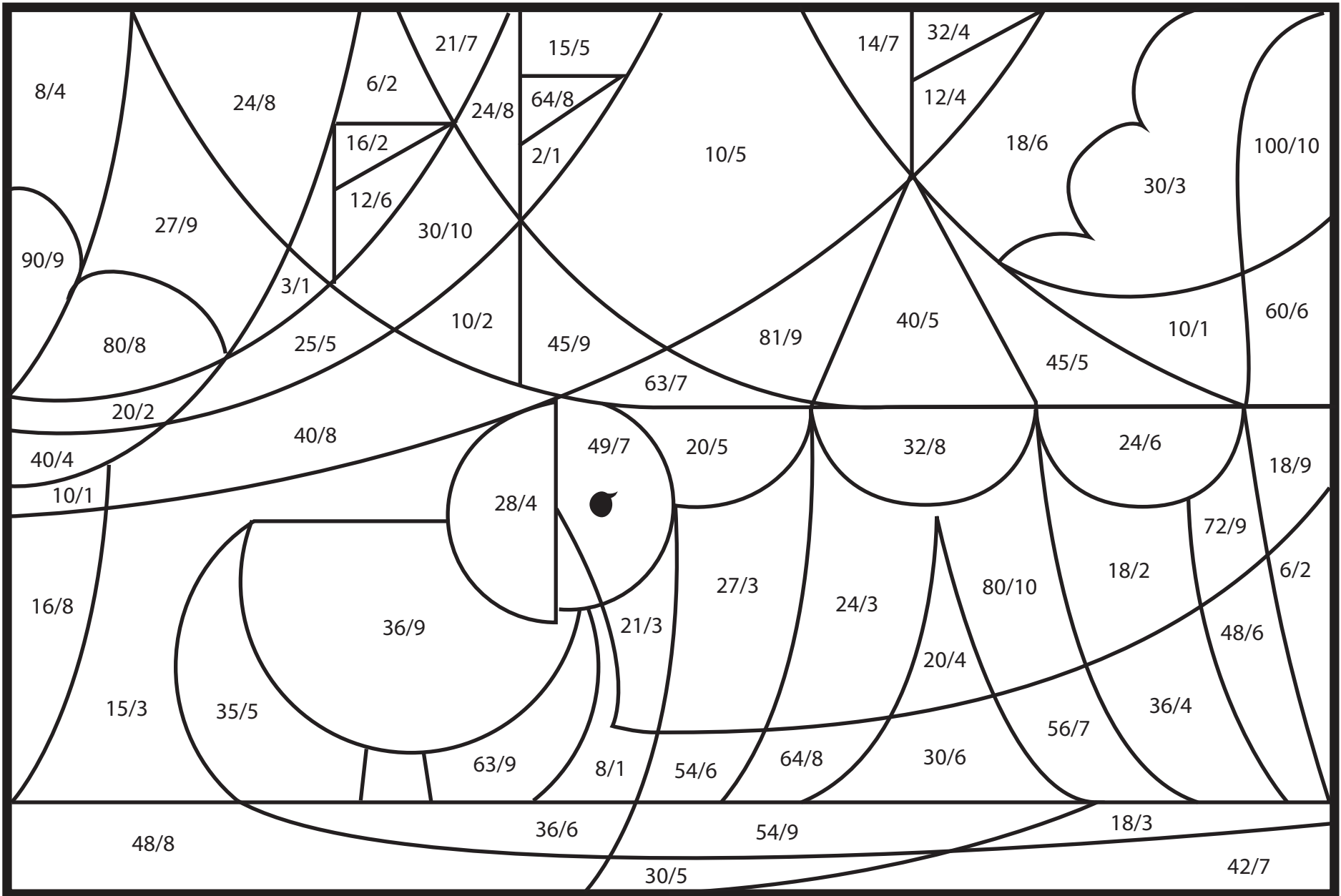
1. The bridge is too (wide) \_\_\_\_\_ for two cars to cross.
2. The bag is too (light) \_\_\_\_\_ for me to carry.
5. It's (safe) \_\_\_\_\_ to walk alone at night.
7. The (poor) \_\_\_\_\_ man lives in a large mansion.
9. May woke up (late) \_\_\_\_\_ for school.
10. The colors of the bird's feathers are very (dull) \_\_\_\_\_ .



# COLOR BY NUMBER

Solve the following division problems. Color based on the answers matching to the color key.

SKY BLUE: 2 or 3 BLUE: 4 BLACK: 5 GREEN: 6 GRAY: 7 RED: 8 YELLOW: 9 WHITE: 10





# Day 4

<b>Independent Reading Activity</b>	Respond to a few questions about the book you read to make a bookmark to use again and again.
<b>Reading</b>	Practice reading comprehension with this classic fable and basic comprehension questions.
<b>Writing</b>	Choose one of the story starters and write your story on a separate piece of paper or in a writing notebook.
<b>Grammar Practice</b>	This fun game requires you to pay attention to antonyms, or words that have the opposite meaning.
<b>Math</b>	Make each equation true by filling in the correct multiplication or division sign.



# BOOKMARK BOOK REVIEW

This  
Bookmark  
Book Review  
belongs to

This book  
makes me ...



Book title : \_\_\_\_\_

Author : \_\_\_\_\_

**\* \* Story Summary \* \***

**Beginning**

---

---

---

**Middle**

---

---

---

**End**

---

---

---

**Sketch of my favorite scene/character**

Did you like the book? \_\_\_\_\_

Did any character remind you of yourself?

**\*\* Make a Connection \*\***

**Text to Self**

**Text to world**

---

---

---

Cut along the dotted lines. Fold in half and paste together to make your very own bookmark.

Tip: Bookmark works best if printed on thick paper or colored stock paper.

# Reading Comprehension

## The Man, the Boy, and the Donkey



**Directions:** Read the fable and answer the questions that follow.

Once, a man and his son were going to the market with their donkey. As they walked, a man passed them and said, "How silly. You are walking that donkey when you could be riding it instead. What is a donkey for but to ride on?"

Hearing this, the man put his boy on the donkey's back and they went on their way. But soon they passed a group of women, one of whom said, "You should be ashamed of yourself young man. Your father who is older than you should be riding and you should be walking." Red-faced and embarrassed, the boy jumped down to have his father get up on the donkey.

They hadn't gone far when they passed a man and a woman, one of whom said to the other, "Doesn't he know they can both fit on that donkey? His boy doesn't have to walk this dusty road."

Well, the man didn't know what to do, but at last he took his son up and sat him down in front of him on the donkey. They reached the town and people began to jeer and point at them. "You're overloading that poor donkey -- you and your son both sitting there. You both look strong! You'd be better off carrying the donkey yourselves."

They got off of the donkey and tried to think what to do. At last they cut down a pole and tied the donkey's feet to it. With it tied to the pole like this, they raised the pole to their shoulders and carried the donkey towards the bridge that lead to the market. This was difficult to do.

The townspeople laughed and heckled them so much that the donkey was frightened by everything going on. Its feet slipped loose from the ropes and it fell. Once it got to its feet again it ran away kicking and bucking.

"That will teach you," said an old man who had followed them. "Try to please everyone and you will please no one."

1. Where were the man and the boy traveling?

---

2. Why did the man put the boy on the donkey?

---

3. What happened after they passed a man and woman?

---

4. How did the people act when the man and the boy reached the town?

---

5. What does the picture show?

---

# Antonyms in the Sky

Game Page


The object of this game is to help Drew the kangaroo jump from board to board to reach the top. To find the correct path, use the clues on the following page.



# Antonyms in the Sky

## Clue Page

Find the antonym of each of these words on the game page.  
An antonym is a word that means the opposite of another word.  
For example, "up" and "down" are antonyms.



Drew the kangaroo

1. finish
2. low
3. right
4. day
5. dark
6. big
7. thick
8. girl
9. fast
10. clean
11. hot
12. good
13. wet
14. open

15. in
16. past
17. happy
18. near
19. full
20. easy
21. long
22. new
23. above

24. top
25. asleep
26. early
27. correct
28. east
29. always
30. first
31. north
32. odd
33. friend
34. after
35. answer
36. noisy
37. start

# Picnicking Signs

The multiplication and division signs are having a picnic. While they're gone, it's up to you to fill in the missing **multiplication** or **division sign** in each equation.

$8 \square 2 = 16$

$3 \square 7 = 21$

$24 \square 4 = 6$

$4 \square 4 = 16$

$54 \square 6 = 9$

$12 \square 3 = 4$

$9 \square 3 = 27$

$7 \square 9 = 63$

$64 \square 8 = 8$

$36 \square 4 = 9$

$4 \square 5 = 20$

$21 \square 7 = 3$

$2 \square 9 = 18$

$8 \square 4 = 32$

$40 \square 8 = 5$

$56 \square 7 = 8$

$30 \square 5 = 6$

$6 \square 3 = 18$

$5 \square 6 = 30$

$49 \square 7 = 7$

$2 \square 6 = 12$



# Day 5

<b>Independent Reading Activity</b>	Use this graphic organizer to formulate who, what, when, where, why, and how questions when reading fiction texts.
<b>Reading</b>	Read a short birthday-themed passage and answer some questions to help develop reading comprehension skills.
<b>Writing</b>	Choose one of the story starters and write your story on a separate piece of paper or in a writing notebook.
<b>Grammar Practice</b>	Use a word bank to locate synonyms and antonyms for 10 adjectives and nouns.
<b>Math</b>	Tell time to the nearest quarter hour and determine elapsed time using the visuals on this worksheet.



Name: \_\_\_\_\_

Date: \_\_\_\_\_

# Organize Your Questions



Asking questions about the text while reading...

Question Stems

Who, What, When, Where, Why, How

Keeps your mind engaged and helps you better understand what you read.

**Directions:** Record questions in the chart below as you read your book. If you are able to answer the question as you continue to read your book, record the information in the Answer column.

Question	Answer
* You may include more than one question in each section.	
Who...	
What...	
When...	
Where...	
Why...	
How...	



## Reading Comprehension: Sugar and Spice

Directions: Read the story below. Then answer the questions.

### Sugar and Spice

It was Saturday, and Mindy was getting ready for her birthday party. In just three hours, all of her friends would arrive with presents and excitement. Every year, Mindy and her mom made a cinnamon cake fresh on the day of her birthday party, and Mindy thought this year would be no different. Excited, she waited for her mom in the kitchen.

Mindy's mother came into the kitchen and took her apron from a hook on the wall. Instead of putting it on, she lifted it over Mindy's head. Surprised, Mindy stood as her mom tied the strings of the apron behind her.

"Mindy, I think you're old enough to mix the batter yourself this year. I'm sure you can do it. Remember what we say?"

"Yes... Baking is just a little sugar and a little spice."

"That's right," said Mindy's mom. "Now, go ahead and start. I'm going to go blow up the balloons." With that, she left Mindy alone in the kitchen.

Maybe her mom was right. Maybe there wasn't much to it. Carefully, Mindy measured out the ingredients and poured them into a big bowl. Then, she cautiously mixed the batter until it was perfectly smooth. Carefully, she poured the batter into the cake pan. Then she called to her mom.

"It's ready to go into the oven," Mindy said. Her mom turned on the oven, set the temperature, and popped the pan into the oven. Mindy had actually done it!

When the cake came out, something seemed wrong. Mindy tried to poke it with a toothpick, just as her mother always did. The toothpick wouldn't go through. The cake was almost as hard as a rock!

"I did exactly what I was supposed to," Mindy moaned. "I was so careful! I didn't put the eggs in until last, and I measured the baking soda exactly."

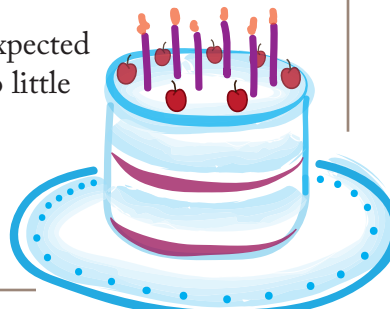
"Baking *soda*? Oh, dear. That's the problem. You were supposed to use baking *powder*."

Mindy began to cry. "I'm sorry, mom. I tried so hard."

Mindy's mom gave her a big hug. "I'm the one who's sorry. I expected too much and I was hard on you. I guess you could say I used too little sugar and too much spice!"

Mindy laughed, and her mom laughed, too.

"Now, let's try again," said Mindy's mom. "This time, we'll do it together."



1. Who blew up the balloons for the birthday party?

2. What mistake did Mindy make while baking the cinnamon cake on her own?

3. When did Mindy and her mom make a cinnamon cake each year?

4. Where did Mindy wait for her mom?

5. Why was the cake almost as hard as a rock?

6. How did Mindy and her mom prepare for the birthday party?

# Same and Opposite

Write a **synonym** and an **antonym** for each word.  
Use the words from the word box.

laugh	false	difficult	moist
ill	different	healthy	full
easy	cowardly	sob	factual
similar	dry	famished	daring
construct	rich	destroy	poor

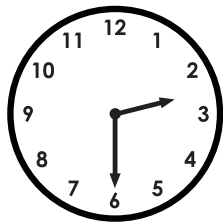

	SYNONYM	ANTONYM
true	_____	_____
damp	_____	_____
cry	_____	_____
alike	_____	_____
build	_____	_____
hard	_____	_____
sick	_____	_____
wealthy	_____	_____
hungry	_____	_____
brave	_____	_____

# A Matter of Time

Answer the questions about time.

Janey went to the library at 3:45 p.m. and left at 7:45 p.m. How long was she at the library?

\_\_\_\_\_





Nikki went to a concert that started at 2:30 p.m. It ended at 4:00 p.m. How long was the concert?

\_\_\_\_\_

Joji went to the park at 10:45 a.m. and left at 12:00 p.m. How long was he at the park?

\_\_\_\_\_

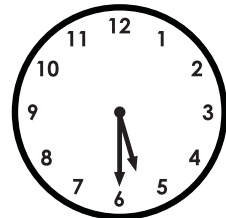


Mike went to see a movie at the theater that was 1 hour and 45 minutes long. It started 6:00 p.m. What time did it end?

\_\_\_\_\_

It started snowing outside at 5:30 p.m. It stopped snowing at 6:45 p.m. How long did it snow?

\_\_\_\_\_



# Other Fun Stuff

Origami Whale

Toilet Paper Roll Craft

Crack the Code #2

Alphabet Symmetry


Learning Symmetry: Owl

Reflection Painting

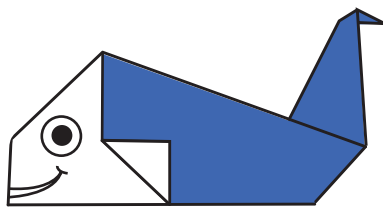
Spelling Puzzles #4



# Learn to fold *Origami!*

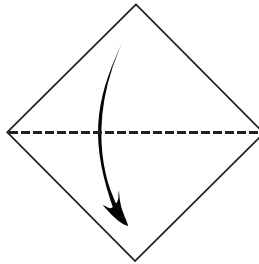


**Origami** is the art of traditional Japanese paper-folding. It began in China over 1,800 years ago and came to Japan during the 6th century. You can make your own origami! Cut out the square on the next page and follow these directions.

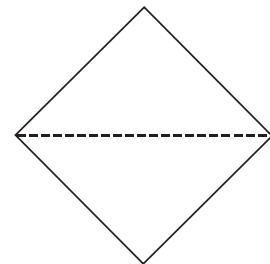


Your finished whale will look like this!

1)

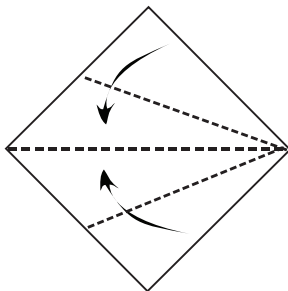


Begin with your paper at an angle, so it looks like a diamond. Fold the top point down to meet the bottom point, then unfold.

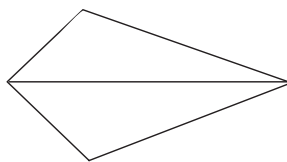


Your paper will have a crease in the middle like this.

2)

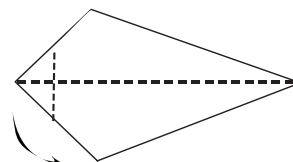


Fold the bottom corner up so that side #1 meets the crease. Then, do the same with side #2.

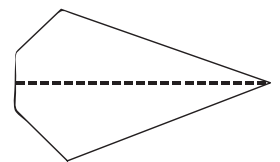


Your paper should now look like this.

3)

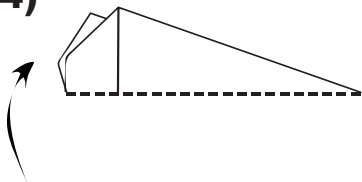


Fold the left corner under about an inch.



Your paper should now look like this.

4)

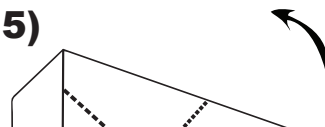


Fold along the crease so the bottom half meets the top half.

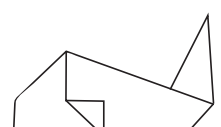


Your paper should now look like this.

5)

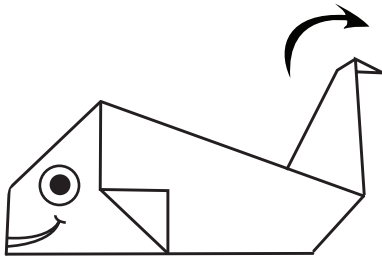


Fold the bottom flap and the right corner up to make the fin and the tail.




Your paper should now look like this.

6)



Fold the top tip back to make the tailfin. Draw a face and your whale is complete!



# Toilet Paper Roll Craft

Save up your paper rolls to help your child create an upcycled craft that looks just like iron work! Easy to make, light as a feather, and lovely to display, this eco-friendly project is the perfect activity for children looking for a simple way to spruce up their room.

## What You Need:

- Box lid
- Scissors
- Several toilet paper tubes
- Glue
- Black paint
- Paint brush
- Newspaper

## What You Do:

1. Help your child cut away the center of the box lid so that all that is left is the frame.
2. Have them cut the toilet paper rolls into loops the same depth as the frame. For example, if the lid is  $\frac{1}{2}$  inch tall, the loops should also be a  $\frac{1}{2}$  inch tall.
3. They shouldn't worry about crushing the rolls as they cut. They'll reshape the rolls once they have finished. Possible shapes include round loops, oblong cat's eyes, and straight strips made when they snip the loops open.
4. Have them cover their work area with a sheet of newspaper.
5. Help them start fitting their paper roll shapes into the lid frame. Their design can be as simple or as complicated as they like. Allow them time to play around with their designs.
6. When they are happy with their design, they need to glue everything into place. Starting at one side of the frame, they should remove one loop at a time and glue it to its neighboring loops.
7. After the glue has dried, have them paint both the frame and the paper rolls black. Make sure they rotate the piece occasionally so that they can see spots they may have missed.
8. Once the piece is dry, your child is ready to hang it up.



Name: \_\_\_\_\_

Date: \_\_\_\_\_



ARE YOU A LEADER?



Decipher this famous quote about leadership using the secret code below

16 10

8 3 7 5

2 19 12 16 3 9 13

16 9 13 4 16 5 6

3 12 11 6 5 13

12 3

14 5 6 2 15

15 3 5 6 ,

17 6 2 5 9

15 3 5 6 , 14 3

15 3 5 6

2 9 14

18 6 19 3 15 6

15 3 5 6 ,

8 3 7

2 5 6

2

17 6 2 14 6 5 .

- John Quincy Adams  
(6th president of the United States)



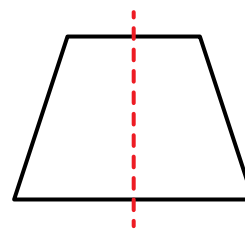
1	2	3	4	5	6	7	8	9	10	11	12	13	14	15	16	17	18	19	20
J	A	O	P	R	E	U	Y	N	F	H	T	S	D	M	I	L	B	C	G



# Alphabet Symmetry

A shape has **symmetry** when two sides look the same. A shape is symmetrical if it can be folded in half and the two sides are mirror images of each other.

A line of **symmetry** is a line that separates the shape into two parts that are the same shape and size.



**Directions:** Determine if each letter has a line of symmetry. If it has a line of symmetry, draw it and write **Yes** on the line. If it does not have a line of symmetry, write **No** on the line. An example is shown below.

Example:




Symmetry? Yes

1. B Symmetry? _____	2. C Symmetry? _____	3. D Symmetry? _____	4. E Symmetry? _____	5. F Symmetry? _____
6. G Symmetry? _____	7. H Symmetry? _____	8. I Symmetry? _____	9. J Symmetry? _____	10. K Symmetry? _____
11. L Symmetry? _____	12. M Symmetry? _____	13. N Symmetry? _____	14. O Symmetry? _____	15. P Symmetry? _____
16. Q Symmetry? _____	17. R Symmetry? _____	18. S Symmetry? _____	19. T Symmetry? _____	20. U Symmetry? _____
21. V Symmetry? _____	22. W Symmetry? _____	23. X Symmetry? _____	24. Y Symmetry? _____	25. Z Symmetry? _____

Name \_\_\_\_\_

Date \_\_\_\_\_

**Practice in Symmetry:** Use the grid below to draw a *mirror image* of the owl's left side on the blank side of the axis.



# Reflection Painting

Your child will create their very own nighttime cityscape. Not only will stars shine in the evening sky over the skyscrapers, they will also create a waterfront reflection. Get ready to visit the big city of lights and color!

## What You Need:

- Dark blue or gray construction paper (11" x 17")
- Crayons or oil pastels
- Black tempera paint
- Paintbrush
- Water
- Paint tray
- Metal spoon
- Water

## What You Do:

1. Set the construction paper so it is vertical. Fold it in half from the top down and make a crease at the fold. Unfold it again so it is vertical.
2. Using crayons or oil pastels, start at the creased line, working upwards. Draw tall skyscraper buildings with a variety of roofs. Think of buildings you have seen in various cities or photos of cities you haven't visited yet. Consider domed roofs, spiky roofs, and how buildings overlap. Don't forget to add in the night sky with the moon and stars. Use pressure with your crayons or oil pastels so you create a thick layer which will be easier to transfer.
3. Fold the paper at the crease again. Using the rounded side of the spoon, rub the top of the paper using pressure. This will transfer the crayon or oil pastel to the other side of the paper. Open the paper a few times to check and make sure the colors are transferring to the other half of the page.
4. Unfold the paper and flatten it out.
5. In a paint tray, combine black tempera paint with a little bit of water to make it thin. It should be similar to the consistency of ink. Brush the liquefied paint on top of the wax drawing in even strokes using a wide paintbrush. The crayon wax or oil pastel will resist the paint allowing the colors to show through, creating the illusion of a night sky reflection in water.



# Spelling Swerves #4

Find as many four-letter words as you can in the puzzles. To find the words, follow the letters up, down, horizontal or diagonal.

\_\_\_ ROSE \_\_\_

Y	R	A	N
C	I	O	L
D	O	S	P
R	U	E	H

D	A	E	H
P	S	T	K
H	L	E	C
M	O	R	A

E	F	I	H
I	K	N	D
N	O	A	T
B	E	R	M

# Week 5

## Independent Study Packet

# ANSWER KEYS

**Use these answer keys  
to check your work!**



# Reading Comprehension: Problem and Solution 1

## Problem

A conflict between:

- two or more characters
- a character and nature
- a character and herself


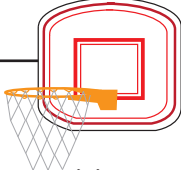

\*Usually found at the beginning of a story.

## Solution


The way in which a problem is solved.

\*Usually found at the end of a story.

**Directions:** Read the passages and complete the chart.

	Problem	Solution
 <p><b>1. A Package at the Door</b></p> <p>On Friday afternoon, the doorbell rang. Ricky ran to the front door to see if his package arrived. He was so excited that he threw open the door. He didn't even think about his dog, Shadow. Shadow darted out the door. He was down the street in a blink of the eye. Luckily, the mailman noticed the dog as it sprinted past him. The mailman chased after Shadow, grabbed his collar, and walked him back to Ricky. Phew, that was close!</p>	<p><b>The dog, Shadow, escaped from the house.</b></p>	<p><b>The mailman chased after the dog and returned him to Ricky's house.</b></p>
 <p><b>2. Basketball Practice Blues</b></p> <p>Garrett and Jeffrey took turns at the hoop practicing their free throws. Usually Garrett sunk his free throw shots with no trouble, but something was off today. He had not made a single shot. Jeffrey was on fire, though! He made every single free throw shot from the line. Coach McElroy noticed and came to talk to Garrett. "If you adjust your feet," he said, "your shot will go straight." To Garrett's surprise, he made the rest of his free throws!</p>	<p><b>Garrett was having trouble making his free throws at basketball practice.</b></p>	<p><b>Coach McElroy offered Garrett some pointers about his feet that helped him improve his shot.</b></p>
 <p><b>3. Report Card Time</b></p> <p>Maci knew she had earned some good grades and some bad grades. Even though Maci knew her parents would be disappointed, she always followed the rules. She would give them the report card when she got home. When she arrived home, she realized that the report card was not in her binder when she got off the bus. She must have lost it somewhere! Instead of panicking, she made a plan. Maci decided to talk to her teacher about it the next day. Her teacher thanked her for being responsible. She printed Maci a new report card to take home. The teacher even put it in a special envelope.</p>	<p><b>Maci lost the report card she was supposed to give to her parents after school.</b></p>	<p><b>Maci told her teacher the truth and her teacher printed her a new report card to take home to her parents.</b></p>

## Answers



# Synonyms

Synonyms are words with the same or almost the same meaning.

Fill in the circle next to the synonym for the bold word in each sentence below.

1. The dog was **angry** at the strangers.

☐ happy      ☒ mad      ☐ excited      ☐ depressed

2. We took a **stroll** through the forest trails.

☒ walk      ☐ run      ☐ sleep      ☐ nap

3. The **wealthy** man had a shiny new car.

☐ skip      ☒ rich      ☐ sad      ☐ mad

4. I am a very **outgoing** person.

☐ joyous      ☐ run      ☒ friendly      ☐ angry

5. Mom felt **fortunate** to get a raise at work.

☐ skip      ☐ roll      ☐ sad      ☒ lucky

6. It was **thoughtful** of Robin to give her last cookie to Margo.

☒ kind      ☐ mean      ☐ angry      ☐ walk

7. The cat was always **joyful** at meal time.

☐ wet      ☐ upset      ☒ happy      ☐ angry

8. The diamond necklace was **beautiful**.

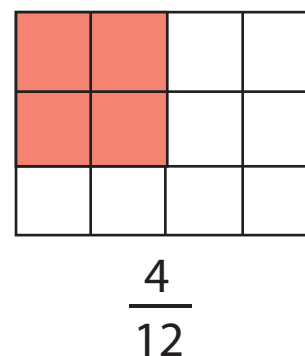
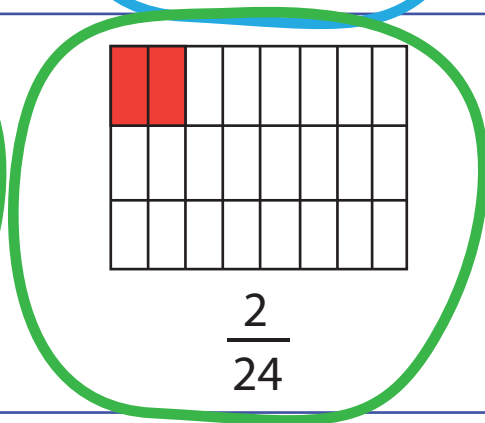
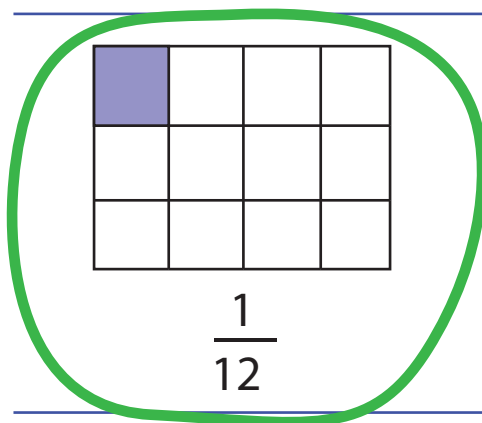
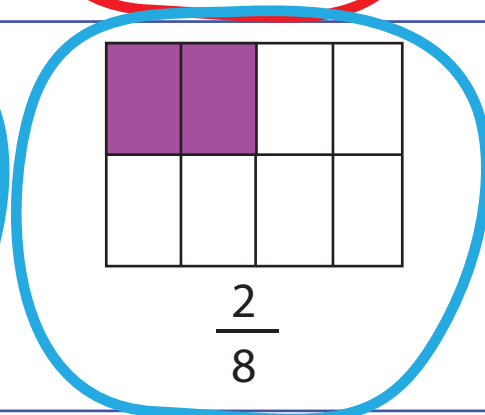
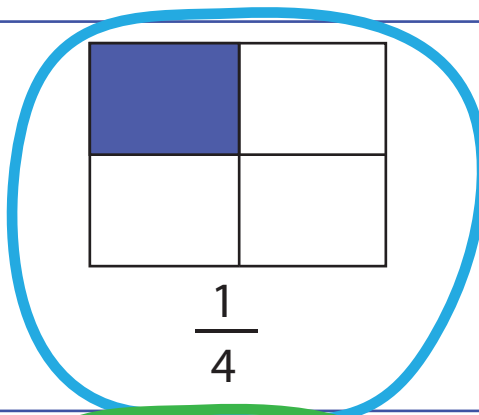
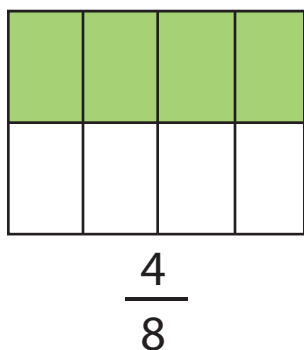
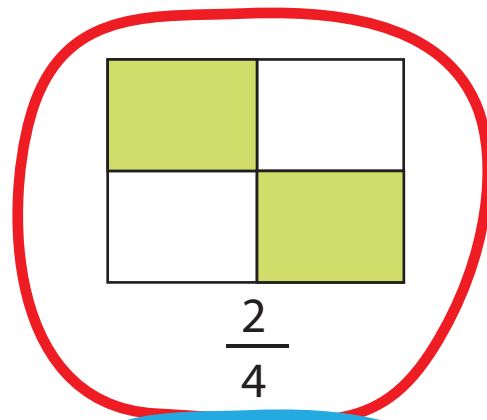
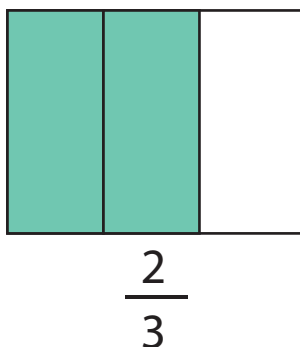
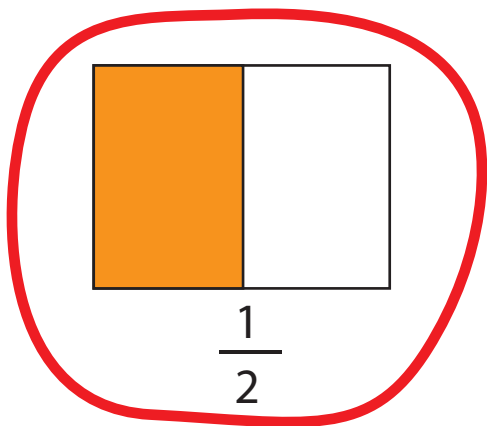
☒ pretty      ☐ ugly      ☐ silly      ☐ dry

9. We felt **miserable** to be inside on a rainy day.

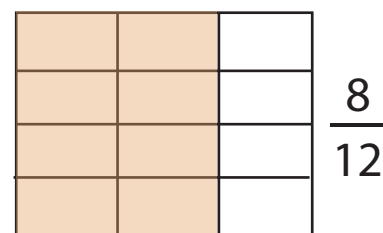
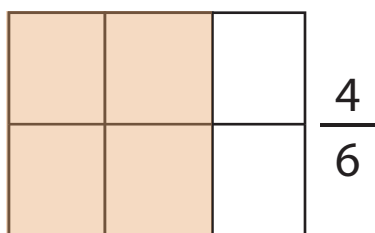

☒ sad      ☐ happy      ☐ friendly      ☐ run

# Equal Fractions **Answers**

Look at the shaded areas of the pictures below, then circle the ones that are equal.



Look at the fraction on the left. Color the boxes on the right so they are each equal to the one on the left.





Name: \_\_\_\_\_

Date: \_\_\_\_\_

# AUTHOR'S PURPOSE: Task Cards

## ANSWERS

### Author's Purpose

### Text Evidence

1 *Persuade*

• How do you know?  
• *The author is trying to persuade the reader to get a costume and participate in Halloween.*

2 *Entertain*

• How do you know?  
• *The author wrote a story about a girl that the reader can enjoy.*

3 *Persuade*

• How do you know?  
• *The author is trying to persuade the reader to watch a dancing show on television.*

4 *Inform*

• How do you know?  
• *The author is trying to tell the reader facts about the branches of the military.*

5 *Inform*

• How do you know?  
• *The author is trying to teach the reader about various birthday traditions around the world.*

6 *Entertain*

• How do you know?  
• *The author wrote a story about two boys and their dad having fun on a road trip.*

7 *Inform*

• How do you know?  
• *The author is trying to inform the reader about smoking.*

8 *Persuade*

• How do you know?  
• *The author is trying to persuade the reader to buy the house.*

# Antonyms Are Cool **Answers**

Replace each **highlighted** word with its **antonym**.

I couldn't stay ( **asleep** ) **awake** during the movie.

The plane will ( **leave** ) **arrive** at four in the afternoon.

I ate my ice cream the ( **slowest** ) **fastest** .

Jessie collected the ( **least** ) **most** seashells.

I am ( **disappointed** ) **happy** we won our first soccer game.

The leopard is a ( **tame** ) **wild** animal.

My dad helped me ( **break** ) **fix** my favorite toy boat.

She is extremely ( **reckless** ) **cautious** when she drives.

Sheila doesn't like to swim in the ( **shallow** ) **deep** end.

This pillow is ( **hard** ) **soft** and fluffy.

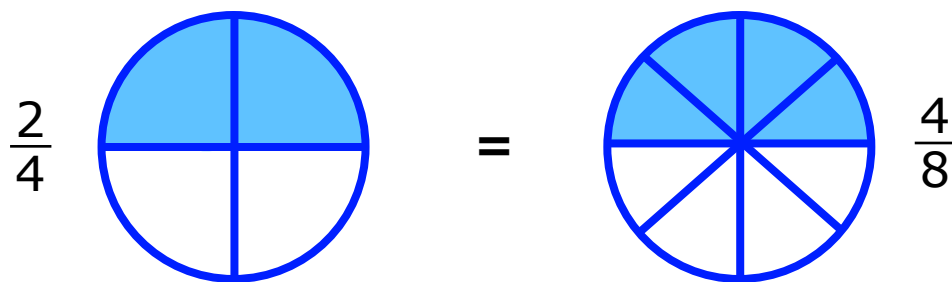
I donated my ( **new** ) **old** clothes to charity.

Jamie can't reach the books on the ( **low** ) **high** shelf.



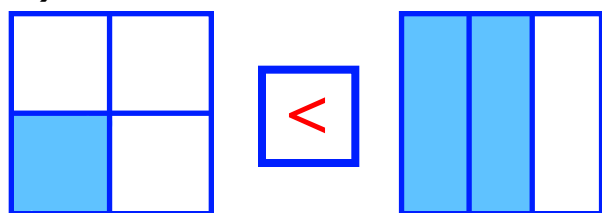
# Comparing Fractions

**Answers**

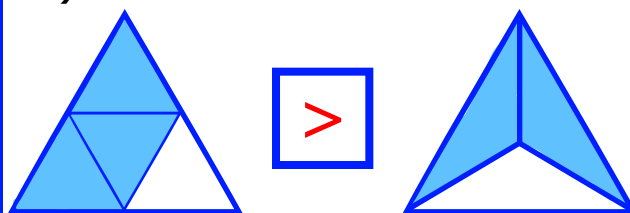


For each problem below, write less than (<), greater than (>), or equal to (=) in the space provided to compare the fractions represented by the shapes.

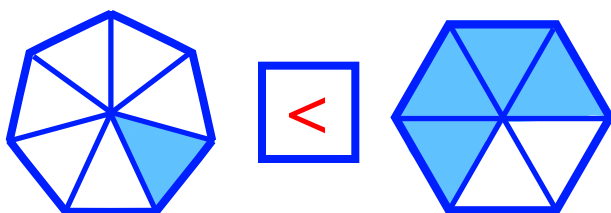
1)



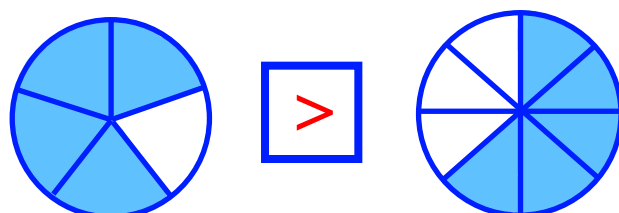
2)



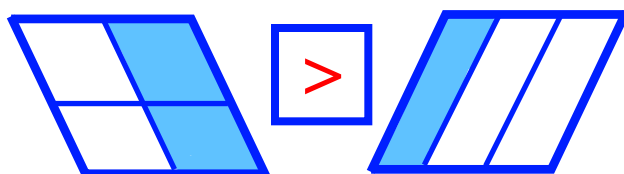
3)



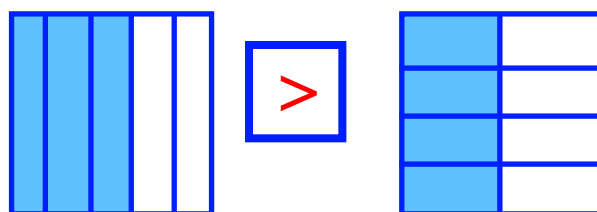
4)



5)



6)



Rewrite the fractions below in order from smallest to largest.

7)


$\frac{5}{8}$   $\frac{3}{4}$   $\frac{1}{2}$   $\frac{7}{8}$   $\frac{1}{4}$   $\frac{1}{4}$   $\frac{1}{2}$   $\frac{5}{8}$   $\frac{3}{4}$   $\frac{7}{8}$

Name: \_\_\_\_\_

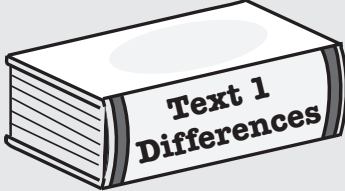
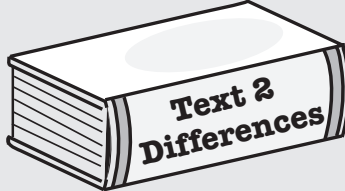
Date: \_\_\_\_\_

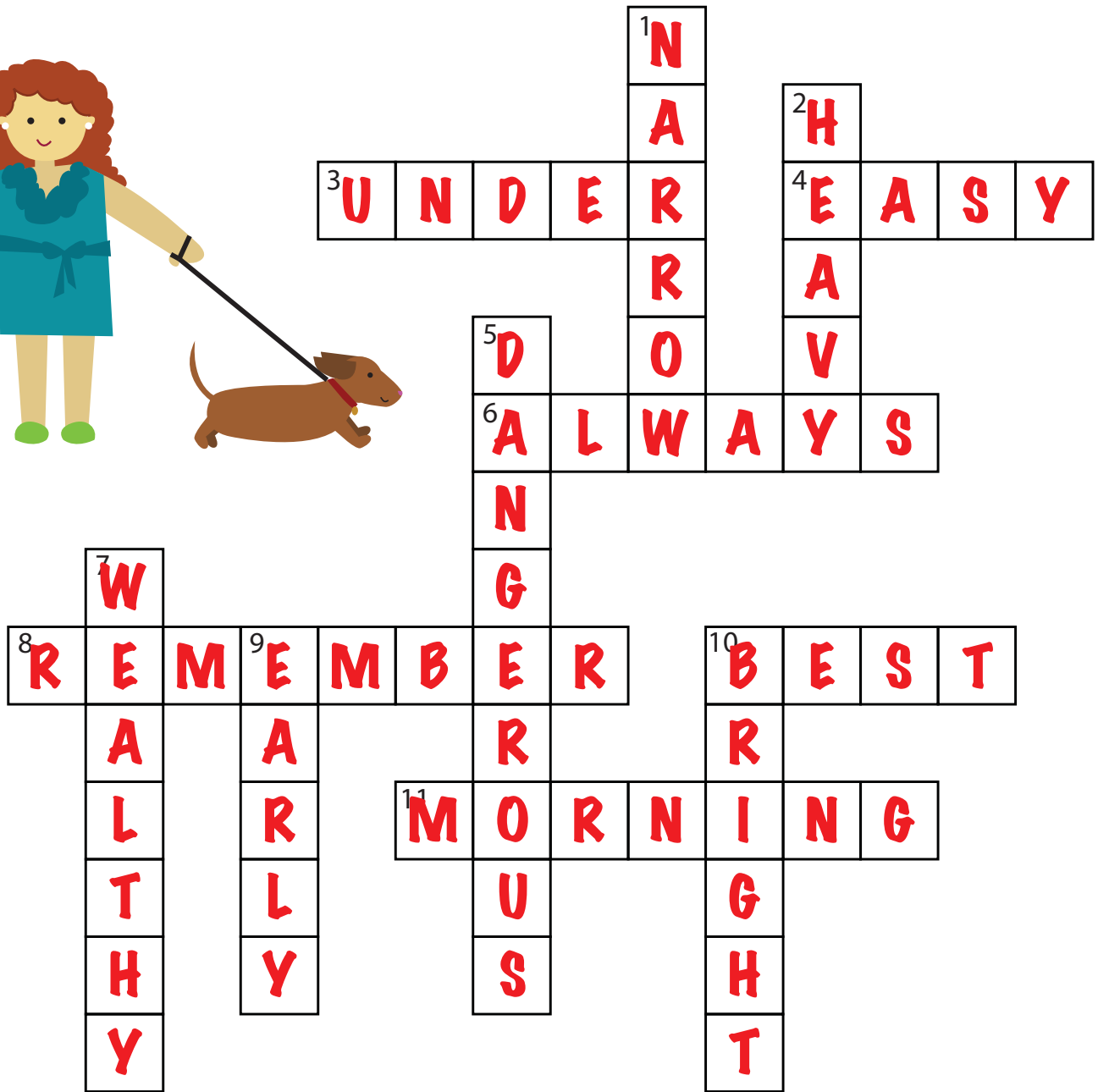

**Answer Key**

## Comparing Two Nonfiction Texts: A Female Freedom Fighter



Student answers may vary:

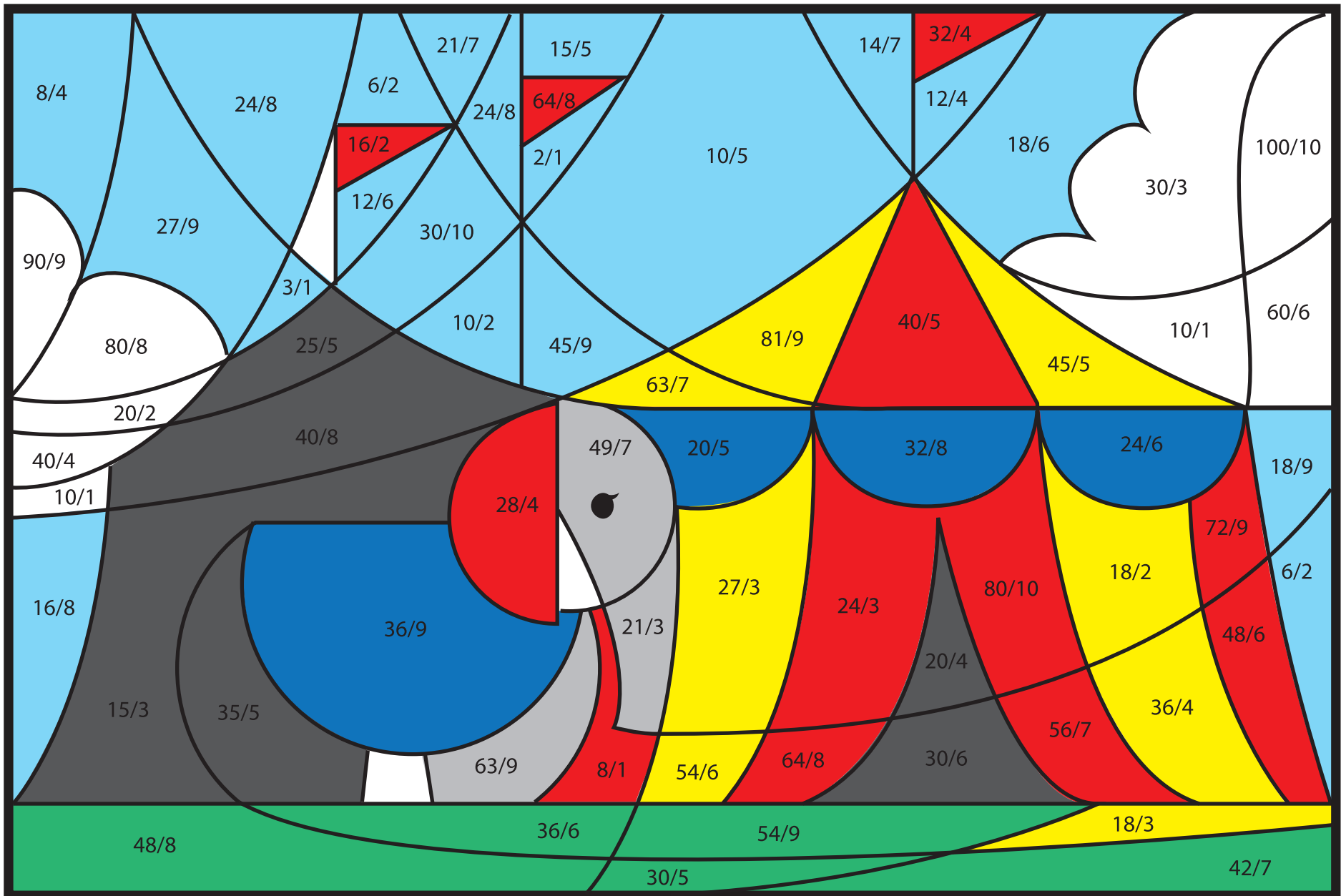
		Similarities	
<b>Topic</b> What topic is being explored in these two texts? How are the topics different?	The text includes dates of the events in her life.	Harriet Tubman	This text gives more explanation about her life.
<b>Main Idea</b> What is the main idea or main focus of each of the texts?		Harriet Tubman was an important figure in the effort to get slaves to freedom.	
<b>Supporting Details</b> List at least two details that the texts have in common. List at least two details that are different in the texts.	-Harriet Tubman is the most famous conductor from the Underground Railroad. -She escaped in 1849.	-Harriet Tubman escaped slavery and reached Pennsylvania. -She then decided to go back and help others.	-Harriet Tubman ran away when she heard about being sold. -Harriet Tubman worked for the Union Army.
<b>Written Response:</b> Which text would be better to find information about Harriet Tubman's escape? How do you know?	<p><u>Text 2 would be better to find information about Harriet Tubman's escape. It gives more detailed information about her escape. While it does not give the exact year, it explains Harriet Tubman's escape by including information about where and when she traveled. It also explains how she remained safe during the escape.</u></p> <p>_____</p> <p>_____</p> <p>_____</p>		



# COLOR BY NUMBER Answers

Solve the following division problems. Color based on the answers matching to the color key.

SKY BLUE: 2 and 3 BLUE: 4 BLACK: 5 GREEN: 6 GRAY: 7 RED: 8 YELLOW: 9 WHITE: 10



## Reading Comprehension

### The Man, the Boy, and the Donkey



**Directions:** Read the fable and answer the questions that follow.

Once, a man and his son were going to the market with their donkey. As they walked a man passed them and said, "How silly. You are walking that donkey when you could be riding it instead. What is a donkey for but to ride on?"

Hearing this, the man put his boy on the donkey's back and they went on their way. But soon they passed a group of women, one of whom said: "You should be ashamed of yourself young man. Your father who is older than you should be riding and you should be walking." Red-faced and embarrassed the boy jumped down to have his father get up on the donkey.

They hadn't gone far when they passed a man and a woman, one of whom said to the other: "Doesn't he know they can both fit on that donkey? His boy doesn't have to walk this dusty road."

Well, the man didn't know what to do, but at last he took his son up and sat him down in front of him on the donkey. They reached the town and people began to jeer and point at them. "You're overloading that poor donkey -- you and your son both sitting there. You both look strong! You'd be better off carrying the donkey yourselves."

They got off of the donkey and tried to think what to do. At last they cut down a pole and tied the donkey's feet to it. With it tied to the pole like this they raised the pole to their shoulders and carried the donkey towards the bridge that lead to the market. This was difficult to do.

The townspeople laughed and heckled them so much that the donkey was frightened by everything going on. Its feet slipped loose from the ropes and it fell. Once it got to its feet again it ran away kicking and bucking.

"That will teach you," said an old man who had followed them. "Try to please everyone and you will please no one."

1. Where were the man and the boy traveling?

The man and the boy were traveling to the market.

2. Why did the man put the boy on the donkey?

The man put the boy on the donkey because a man told him that he could be riding on the donkey instead of walking it.

3. What happened after they passed a man and woman?

After they passed the man and woman, the man brought the boy up onto the donkey with him so they could both ride.

4. How did the people act when the man and the boy reached the town?

When the man and the boy reached the town, the people laughed at them and pointed.

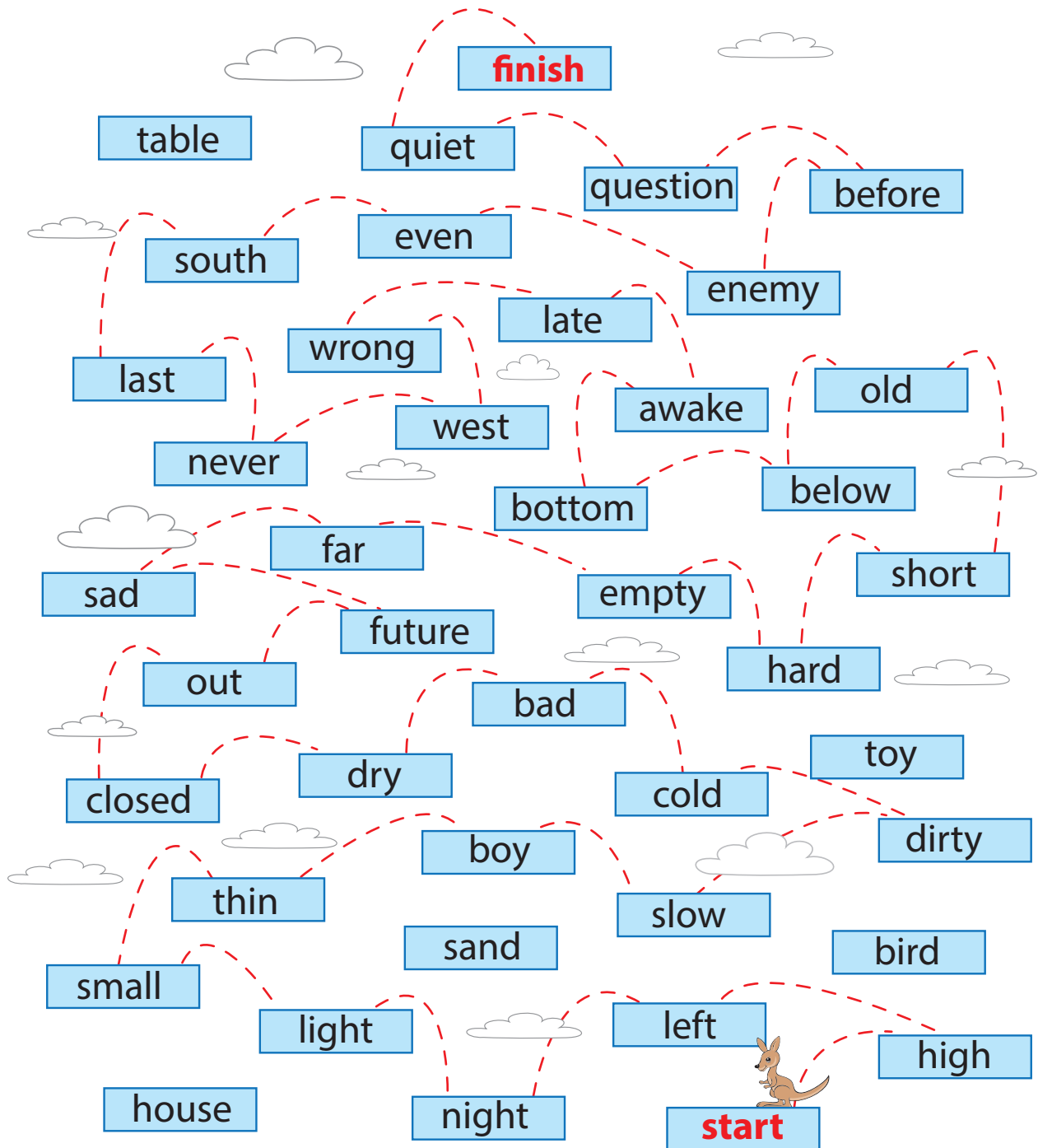
5. What does the picture show?

The picture shows how the man and the boy carried the donkey.

# Antonyms in the Sky **Answers**

Game Page

The object of this game is to help Drew the kangaroo jump from board to board to reach the top. To find the correct path, use the clues on the following page.





# Picnicking Signs **Answers**

The multiplication and division signs are having a picnic. While they're gone, it's up to you to fill in the missing **multiplication** or **division sign** in each equation.

$8 \times 2 = 16$

$3 \times 7 = 21$

$24 \div 4 = 6$

$4 \times 4 = 16$

$54 \div 6 = 9$

$12 \div 3 = 4$

$9 \times 3 = 27$

$7 \times 9 = 63$

$64 \div 8 = 8$

$36 \div 4 = 9$

$4 \times 5 = 20$

$21 \div 7 = 3$

$2 \times 9 = 18$

$8 \times 4 = 32$

$40 \div 8 = 5$

$56 \div 7 = 8$

$30 \div 5 = 6$

$6 \times 3 = 18$

$5 \times 6 = 30$

$49 \div 7 = 7$

$2 \times 6 = 12$



**Answer Key****Reading Comprehension: Sugar and Spice**

Directions: Read the story below. Then answer the questions.

**Sugar and Spice**

It was Saturday, and Mindy was getting ready for her birthday party. In just three hours, all of her friends would arrive with presents and excitement. Every year, Mindy and her mom made a cinnamon cake fresh on the day of her birthday party, and Mindy thought this year would be no different. Excited, she waited for her mom in the kitchen.

Mindy's mother came into the kitchen and took her apron from a hook on the wall. Instead of putting it on, she lifted it over Mindy's head. Surprised, Mindy stood as her mom tied the strings of the apron behind her.

"Mindy, I think you're old enough to mix the batter yourself this year. I'm sure you can do it. Remember what we say?"

"Yes... Baking is just a little sugar and a little spice."

"That's right," said Mindy's mom. "Now, go ahead and start. I'm going to go blow up the balloons." With that, she left Mindy alone in the kitchen.

Maybe her mom was right. Maybe there wasn't much to it. Carefully, Mindy measured out the ingredients and poured them into a big bowl. Then, she cautiously mixed the batter until it was perfectly smooth. Carefully, she poured the batter into the cake pan. Then she called to her mom.

"It's ready to go into the oven," Mindy said. Her mom turned on the oven, set the temperature, and popped the pan into the oven. Mindy had actually done it!

When the cake came out, something seemed wrong. Mindy tried to poke it with a toothpick, just as her mother always did. The toothpick wouldn't go through. The cake was almost as hard as a rock!

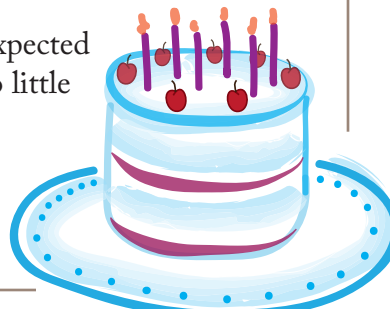
"I did exactly what I was supposed to," Mindy moaned. "I was so careful! I didn't put the eggs in until last, and I measured the baking soda exactly."

"Baking *soda*? Oh, dear. That's the problem. You were supposed to use baking *powder*." Mindy began to cry. "I'm sorry, mom. I tried so hard."

Mindy's mom gave her a big hug. "I'm the one who's sorry. I expected too much and I was hard on you. I guess you could say I used too little sugar and too much spice!"

Mindy laughed, and her mom laughed, too.

"Now, let's try again," said Mindy's mom. "This time, we'll do it together."



**1. Who blew up the balloons for the birthday party?**

**Mindy's mom blew up the balloons for the birthday party.**

**2. What mistake did Mindy make while baking the cinnamon cake on her own?**

**Mindy's mistake was that she used baking soda instead of baking powder while making the cake.**

**3. When did Mindy and her mom make a cinnamon cake each year?**

**Mindy and her mom make a cinnamon cake each year on the day of Mindy's birthday party.**

**4. Where did Mindy wait for her mom?**

**Mindy waited for her mom in the kitchen.**

**5. Why was the cake almost as hard as a rock?**

**The cake was almost as hard as a rock because Mindy used a wrong ingredient.**

**6. How did Mindy and her mom prepare for the birthday party?**

**Mindy and her mom prepare by making a cake and setting up balloons for the birthday party.**

# Same and Opposite

**Answers**

Write a **synonym** and an **antonym** for each word.  
Use the words from the word box.

laugh	false	difficult	moist
ill	different	healthy	full
easy	cowardly	sob	factual
similar	dry	famished	daring
construct	rich	destroy	poor

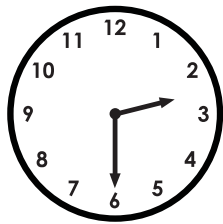

	SYNONYM	ANTONYM
true	<u>factual</u>	<u>false</u>
damp	<u>moist</u>	<u>dry</u>
cry	<u>sob</u>	<u>laugh</u>
alike	<u>similar</u>	<u>different</u>
build	<u>construct</u>	<u>destroy</u>
hard	<u>difficult</u>	<u>easy</u>
sick	<u>ill</u>	<u>healthy</u>
wealthy	<u>rich</u>	<u>poor</u>
hungry	<u>famished</u>	<u>full</u>
brave	<u>daring</u>	<u>cowardly</u>

# A Matter of Time **Answers**

Answer the questions about time.

Janey went to the library at 3:45 p.m. and left at 7:45 p.m. How long was she at the library?

**four hours**





Nikki went to a concert that started at 2:30 p.m. It ended at 4:00 p.m. How long was the concert?

**one and a half hours**

Joji went to the park at 10:45 a.m. and left at 12:00 p.m. How long was he at the park?

**one hour and 15 minutes**

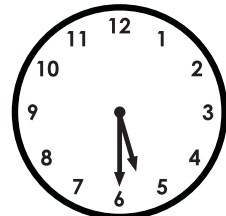


Mike went to see a movie at the theater that was 1 hour and 45 minutes long. It started 6:00 p.m. What time did it end?

**7:45 p.m.**

It started snowing outside at 5:30 p.m. It stopped snowing at 6:45 p.m. How long did it snow?

**one hour and 15 minutes**



## Answers



Decipher this famous quote about leadership using the secret code below

I F Y O U R A C T I O N S  
16 10 8 3 7 5 2 19 12 16 3 9 13

I N S P I R E O T H E R S  
16 9 13 4 16 5 6 3 12 11 6 5 13

T O D R E A M M O R E ,  
12 3 14 5 6 2 15 15 3 5 6

L E A R N M O R E , D O  
17 6 2 5 9 15 3 5 6 14 3

M O R E A N D B E C O M E  
15 3 5 6 2 9 14 18 6 19 3 15 6

M O R E , Y O U A R E A  
15 3 5 6 8 3 7 2 5 6 2

L E A D E R . - John Quincy Adams  
17 6 2 14 6 5 (6th president of the United States)

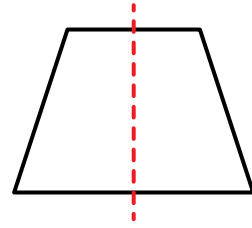


1	2	3	4	5	6	7	8	9	10	11	12	13	14	15	16	17	18	19	20
J	A	O	P	R	E	U	Y	N	F	H	T	S	D	M	I	L	B	C	G

**ANSWERS****Alphabet Symmetry**

A shape has **symmetry** when two sides look the same. A shape is symmetrical if it can be folded in half and the two sides are mirror images of each other.

A line of **symmetry** is a line that separates the shape into two parts that are the same shape and size.



**Directions:** Determine if each letter has a line of symmetry. If it has a line of symmetry, draw it and write **Yes** on the line. If it does not have a line of symmetry, write **No** on the line. An example is shown below.

Example:


Symmetry? Yes

1.  Symmetry? <u>Yes</u>	2.  Symmetry? <u>Yes</u>	3.  Symmetry? <u>Yes</u>	4.  Symmetry? <u>Yes</u>	5.  Symmetry? <u>No</u>
6.  Symmetry? <u>No</u>	7.  Symmetry? <u>Yes</u>	8.  Symmetry? <u>Yes</u>	9.  Symmetry? <u>No</u>	10.  Symmetry? <u>No</u>
11.  Symmetry? <u>No</u>	12.  Symmetry? <u>Yes</u>	13.  Symmetry? <u>No</u>	14.  Symmetry? <u>Yes</u>	15.  Symmetry? <u>No</u>
16.  Symmetry? <u>No</u>	17.  Symmetry? <u>No</u>	18.  Symmetry? <u>No</u>	19.  Symmetry? <u>Yes</u>	20.  Symmetry? <u>Yes</u>
21.  Symmetry? <u>Yes</u>	22.  Symmetry? <u>Yes</u>	23.  Symmetry? <u>Yes</u>	24.  Symmetry? <u>Yes</u>	25.  Symmetry? <u>No</u>

Name **Answer Key**

Date

**Practice in Symmetry:** Use the grid below to draw a *mirror-image* of the owl's left side on the blank side of the axis.



# Spelling Swerves #4

Answers

Find as many four-letter words as you can in the puzzles. To find the words, follow the letters up, down, horizontal or diagonal. **(Answers)**

\_ ROSE \_  
 \_ DIAL \_  
 \_ SOUR \_  
 \_ CROP \_  
 \_ SLOP \_  
 \_ LOSE \_  
 \_ COOL \_  
 \_ SOON \_  
 \_ DUES \_  
 \_ DOSE \_  
 \_ CORD \_  
 \_ RUSH \_  
 \_ COOP \_  
 \_ DISH \_  
 \_ NOSE \_  
 \_ POSE \_

Y	R	A	N
C	I	O	L
D	O	S	P
R	U	E	H

\_ PATH \_  
 \_ SHOE \_  
 \_ MORE \_  
 \_ LORE \_  
 \_ PAST \_  
 \_ DATE \_  
 \_ TAPS \_  
 \_ RACK \_  
 \_ PLEA \_  
 \_ ROLE \_  
 \_ RACE \_

D	A	E	H
P	S	T	K
H	L	E	C
M	O	R	A

\_ MOLE \_  
 \_ SEAT \_  
 \_ HEAT \_  
 \_ PADS \_  
 \_ SPAT \_

\_ CARE \_  
 \_ DASH \_  
 \_ HOLE \_  
 \_ HEAP \_  
 \_ TEAR \_  
 \_ EAST \_  
 \_ EATS \_  
 \_ LEST \_  
 \_ REST \_  
 \_ SEAR \_

\_ FIND \_  
 \_ KIND \_  
 \_ HIND \_  
 \_ BOAT \_  
 \_ BORE \_  
 \_ BONE \_  
 \_ MAKE \_  
 \_ TAKE \_  
 \_ RAKE \_

E	F	I	H
I	K	N	D
N	O	A	T
B	E	R	M

\_ HIKE \_  
 \_ TANK \_  
 \_ RANK \_

\_ ROBE \_  
 \_ REAM \_  
 \_ MARE \_  
 \_ KNOB \_  
 \_ DART \_  
 \_ BEAR \_  
 \_ NEAR \_  
 \_ FINE \_  
 \_ BOAR \_