

WEEK 2 

FALL REVIEW PACKET

5 Days of Activities



Reading

Writing

Math

Other Fun Stuff




Education.com

Helpful Hints

Materials You Will Need:

- Pencils
- Colored pencils, markers, or crayons for some of the activities
- Scissors, glue, and other materials for some of the activities





Directions & Tips:



- There is a schedule for each day. You may complete the activities in any order.
- Make sure to plan your time so that you don't let things pile up at the end.
- Read the directions carefully before completing each activity.
- Check off each of the activities when you finish them on the menu.

Activity Menu

	Day 1	Day 2	Day 3	Day 4	Day 5
Literacy 	<p>Lowercase Rainbow Letters</p> <p>Find the Letter N: London Bridge is Falling Down</p> <p>Putting Things in Order</p>	<p>Connect the Dots: Uppercase Alphabet</p> <p>Find the Letter C: Woodchuck</p> <p>The Color Yellow</p>	<p>Connect the Dots: Lowercase Alphabet</p> <p>Find the Letter D: Hey Diddle Diddle</p> <p>Nursery Rhyme Match-Up</p>	<p>Hidden Image: Tools</p> <p>Find the Letter U: Kookaburra</p> <p>The Color Green</p>	<p>Beginning Sounds</p> <p>Find the Letter S: Sally Sells Seashells</p> <p>Word for Word Match</p>
Math 	<p>More or Less?</p> <p>Squirmy Worms</p>	<p>Count the Animals</p> <p>Comparing Numbers</p>	<p>Number Cards 1-20</p> <p>Counting Fruits and Veggies</p>	<p>Number Maze</p> <p>Teen Number Train</p>	<p>Counting Blocks</p> <p>Writing Numbers to 20</p>
Fun Stuff	<p>What's Your Address?</p>	<p>Nursery Rhyme Coloring: One, Two, Buckle My Shoes</p>	<p>Categorizing</p>	<p>Create Your Own Fine Art Placemat!</p>	<p>Manners Coloring Page</p>

DAY 1



Literacy

Practice writing your lowercase letters.

Identify all the letter N's in the poem.

Put the steps of growing a flower in order.

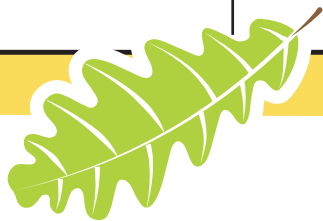
Math

Circle the group that has more cakes.

Circle the group of apples that matches the number of worms.

Fun Stuff

Learn how to write your address!

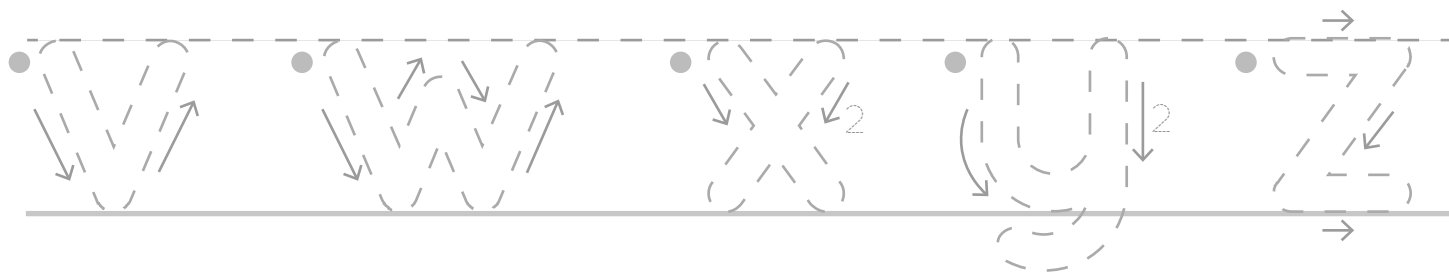
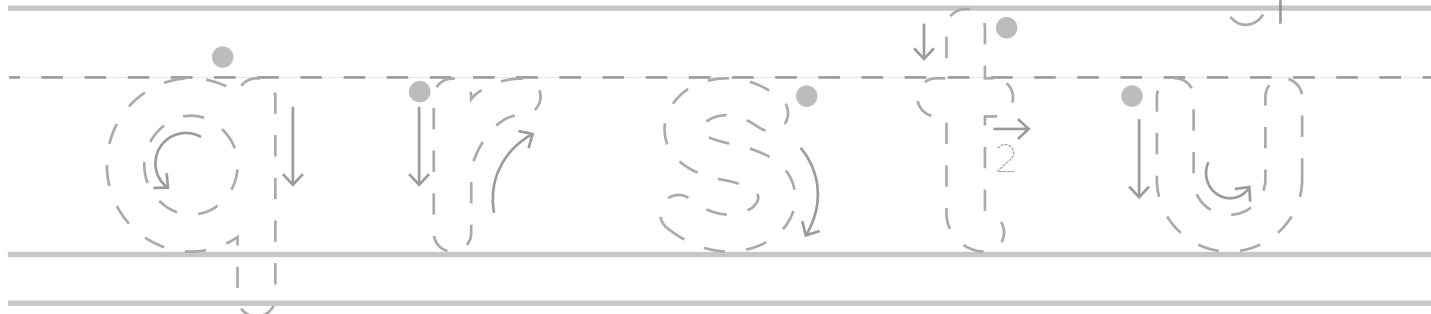
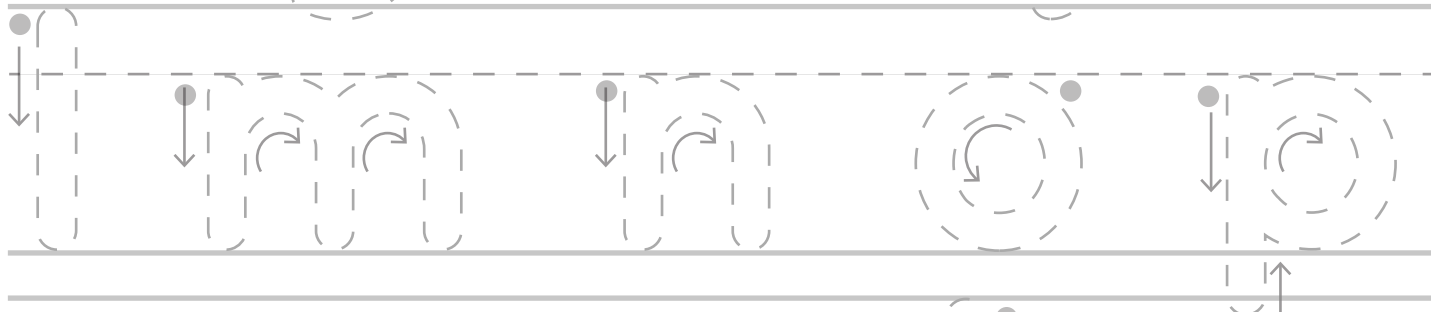
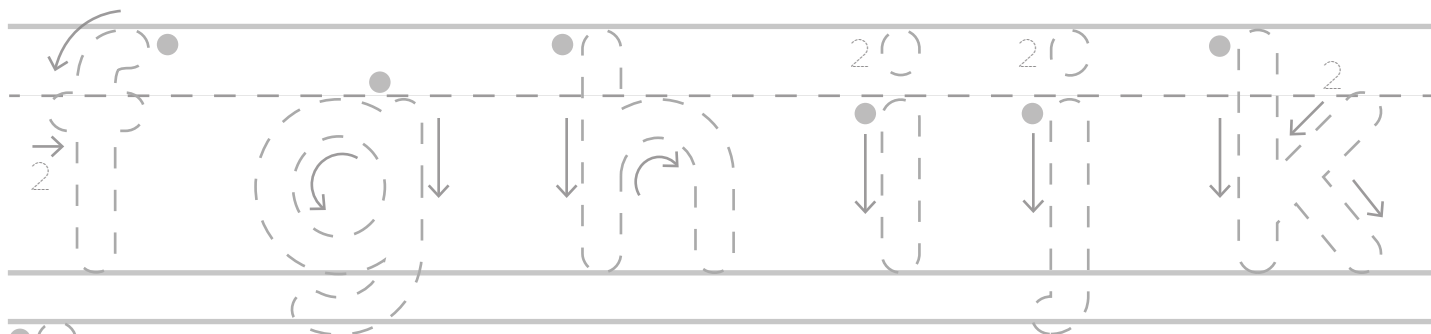
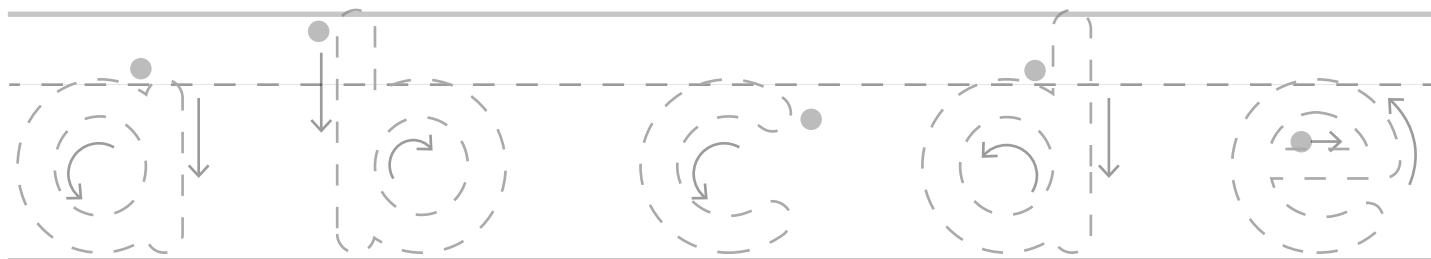


Name _____

Date _____


Lowercase Rainbow Letters

Trace each lowercase alphabet letter with a colored pencil. Trace each letter again with a different colored pencil. Repeat several times to create rainbow letters.



Name _____


Date _____



Read the poem.

(Circle) each N that you see.

London Bridge is falling down,
Falling down,
Falling down.
London Bridge is falling down,
My fair lady.



How many N's did you find?



Name _____

Date _____


Putting Things In Order

Let's practice putting things in the order that they happen. First, cut out the scenes at the bottom of the page. Next, arrange them in the order that they happen. Last, glue them in order at the top of the page.

1

2

3




Name _____

Date _____

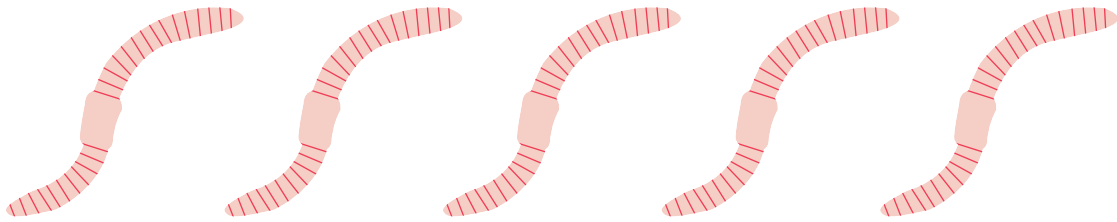
More or Less?

Look at the cakes in each box,
and circle the group that has more.




Squirmy Worms


These worms are hungry!
Each wants its own apple to eat.



**Which group has the right
number of apples?**



WHAT'S YOUR ADDRESS?



**CUT THE POSTAGE
STAMP AND PLACE
IT IN THE CORRECT
CORNER!**

A large rectangular area for writing an address, framed by a red and blue striped border. The area is divided into four horizontal sections by three vertical lines.

DAY 2



Literacy

Connect the dots in alphabetical order to find the hidden picture.

Identify all the letter C's in the poem.

Create a book all about the color yellow!


Math

Circle the group that has more animals.

Show what you know about comparing numbers!


Fun Stuff

Read and color the nursery rhyme.

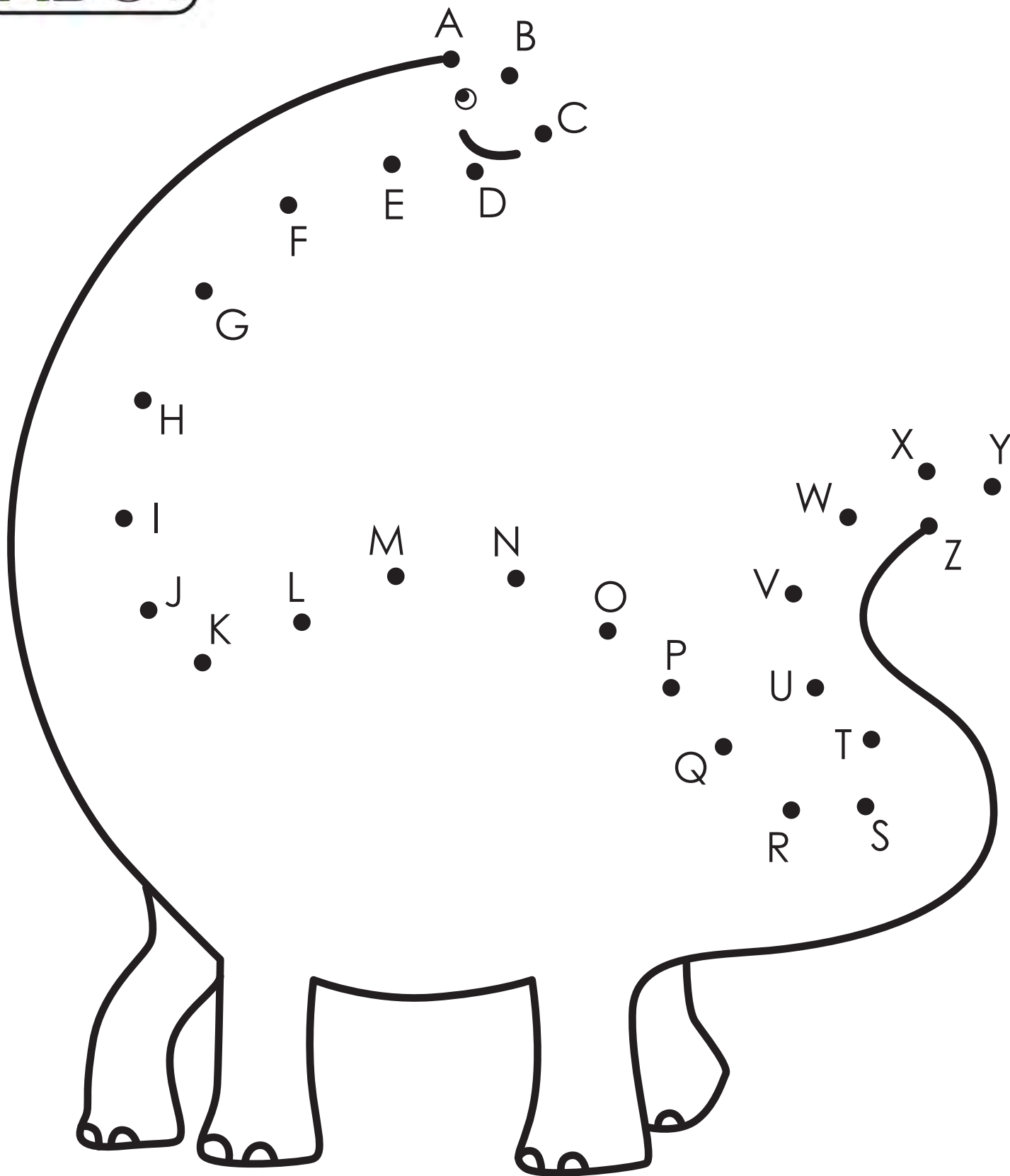


Name _____

Date _____



Connect the dots from A to Z in alphabetical order.
Then color in the hidden picture!



Name _____


Date _____



Read the poem.

Circle each C that you see.

How much wood would a
woodchuck chuck
If a woodchuck could
chuck wood?
He would chuck, he would,
as much as he could,
And chuck as much
as a woodchuck would
If a woodchuck could
chuck wood.




How many C's did you find? _____



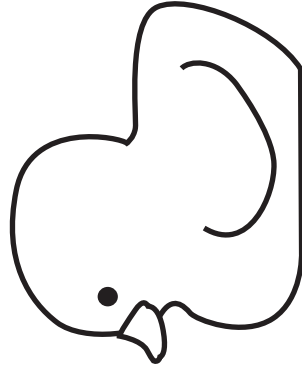
_____, s
Book of Yellow





The sun is yellow.



The duck is yellow.



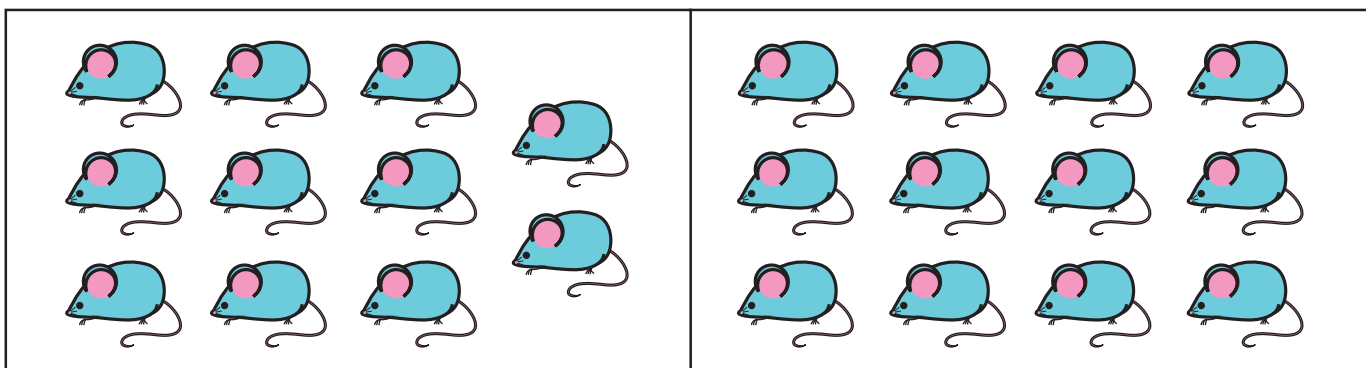

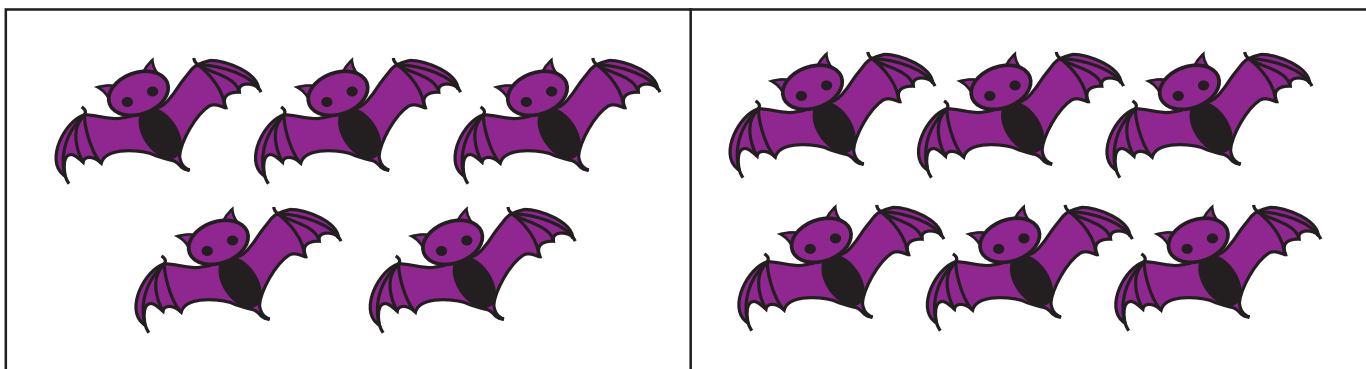

The banana is yellow.



To make your book of yellow, first write your name. Then, use yellow to trace the words and color the pictures.

Count the Animals!

Which box has **more**? For each kind of animal below, circle the box with more animals.

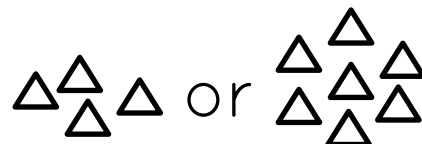


Name: _____ Date: _____

Comparing Numbers

Circle the number that is greater.

2 or 4



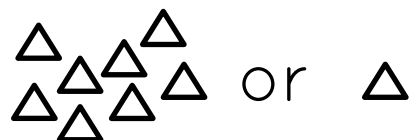
7 or 9



5 or 6

Circle the number that is less than the other.

3 or 2




4 or 8

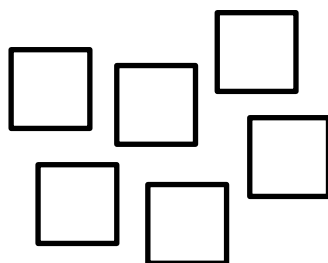


9 or 7

Can you circle the pairs that are equal? Equal means the same number.



4



6



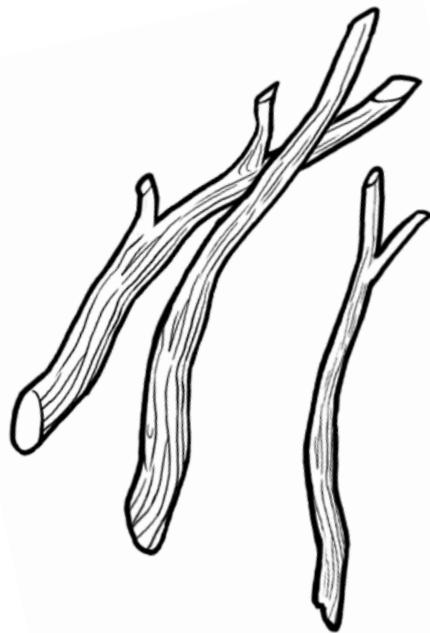
3

Name _____

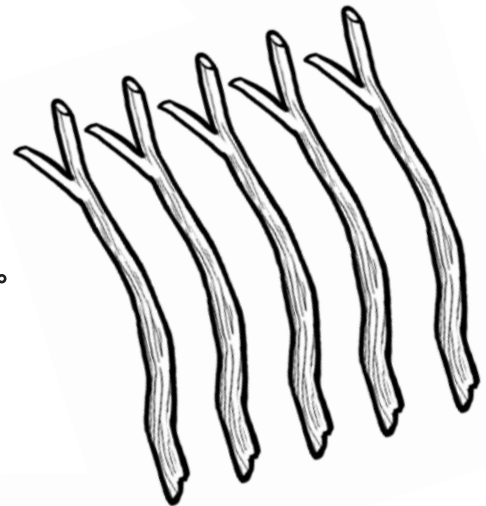
Date _____




One,
two,
buckle my shoe.
Three,
four,
knock at the door.



Five,
six,
pick up sticks.
Seven,
eight,
lay them straight.



Nine,
ten,
a big fat hen.



1
2
3
4
5

6
7
8
9
10

DAY 3



Literacy

Connect the dots in alphabetical order to find the hidden picture.

Identify all the letter D's in the poem.

Match the nursery rhyme description with the picture.


Math

Use the number cards to count up to 20.

Count the groups of fruits and veggies and match them to the correct number.


Fun Stuff

Put the pictures in the correct category.




Name _____

Date _____




Connect the dots from a to z in alphabetical order.
Then color in the hidden picture!



Name _____


Date _____



Read the poem.

Circle each D that you see.

Hey, diddle, diddle,
the cat and the fiddle,
the cow jumped over the moon.
The little dog laughed
to see such sport,
and the dish ran away
with the spoon.



How many D's did you find?

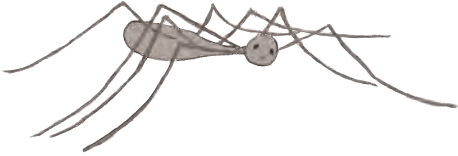


Name _____

Date _____

Nursery Rhyme Match-Up

Draw a line to match each clue with its nursery rhyme character.



Who sat on a wall
and had a great fall?

Who lives on Drury Lane?

Who lost her sheep?

Who climbed up
the water spout?

Name _____

Date _____

Number Cards 1-20

Cut the number cards out to practice identifying, counting, and ordering numbers.



1

2

3

4

5

6

7

8

9

10

11

12

13

14

15

16

17

18

19


20

Name _____


Date _____

Counting Fruits and Veggies

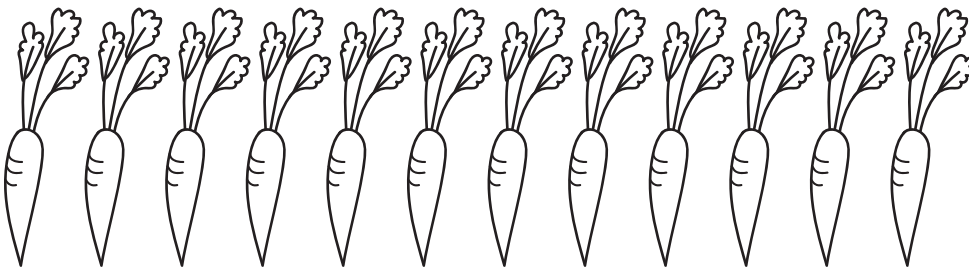
First, color and count the fruits and veggies.
Then match them to the correct number.




13




19



17



12





16

Name _____

Date _____

Categorizing

Cut out the squares below. Then sort into the correct category box.



Fruit

Flowers

DAY 4



Literacy

Color the letters to find the hidden tools.

Identify all the letter u's in the poem.

Create a book all about the color green!


Math

Help the koala get to the ice rink by following the path from 1 to 20!

Put the numbers in order on the train.

Fun Stuff

Make your own masterpiece!




Date _____

TOOLS

Carpenters use tools to build houses, furniture and many other items. Can you help the carpenter find the tools he needs so he can get to work? Test your letter skills and find the hidden tools. Pick a color for each letter.

Color in each space that contains a letter.



Name _____

Date _____



Read the poem.

Circle each U that you see.

Kookaburra sits
in the old gum tree.
Merry, merry king
of the bush is he.
Laugh, Kookaburra,
Laugh, Kookaburra,
Gay your life must be.




How many U's did you find? _____




_____, s Book of Green





The cactus is green.



The frog is green.



The lime is green.





To make your book of green, first write your name. Then, use green to trace the words and color the pictures. When you are done, cut the pages on the dotted lines and have your parent staple them together!

Name _____

Date _____

NUMBER MAZE

Can you help this ice skating koala reach the ice rink? Draw a path from the koala to the ice rink by counting from 1 to 20 and tracing the numbers.

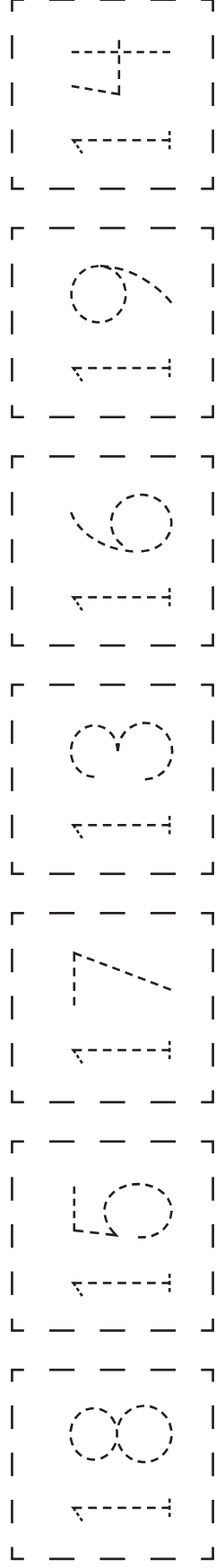
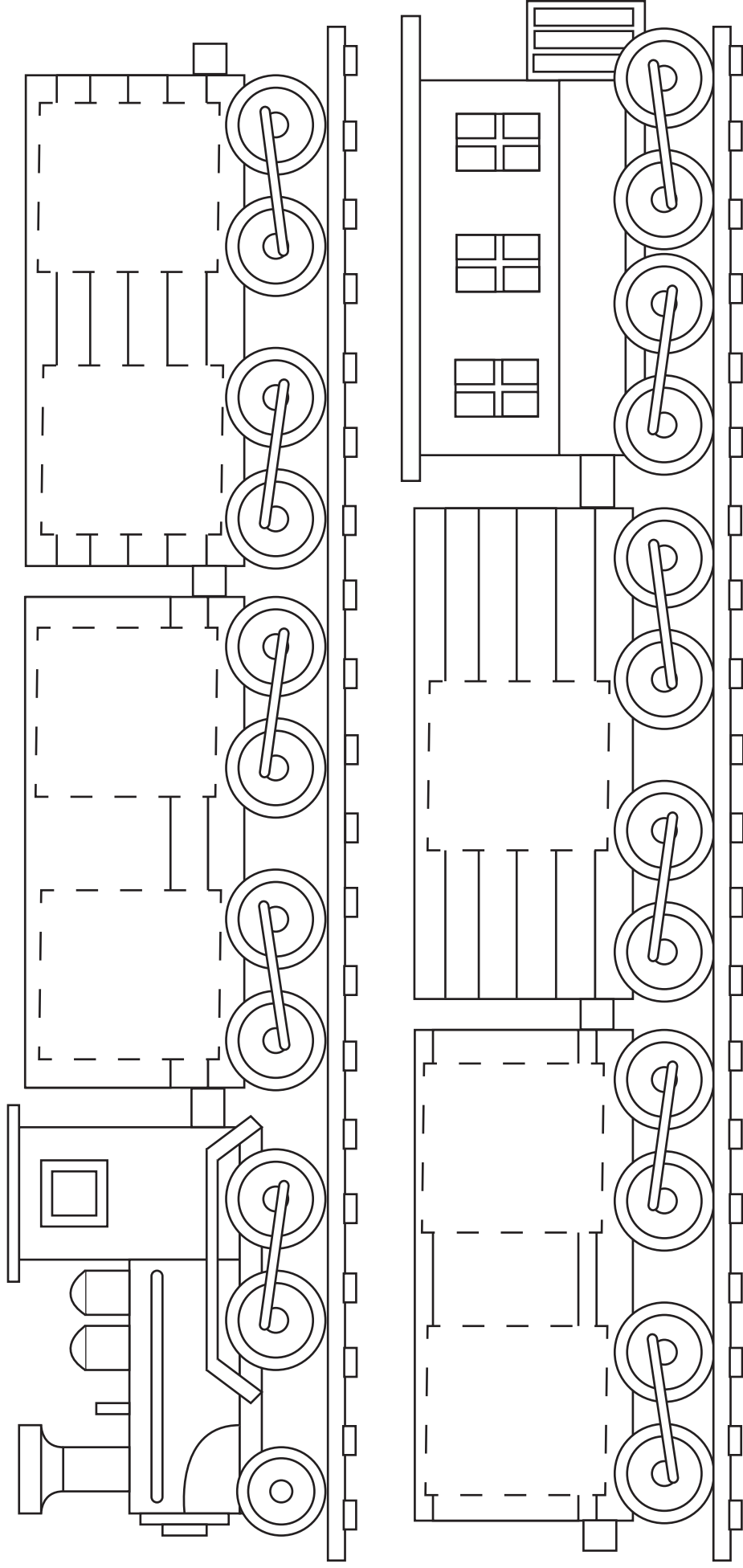
		1	2	8	9
		7	3	4	5
3	5	11	10	9	6
14	13	12	6	8	7
15	6	19	20		
16	17	18	2		

Name _____

Date _____


Teen Number Train

Directions: Trace each number. Then cut out the numbers and put them in order on the train.




Create Your Own Fine Art Placemat!

This little artist painted a picture of her favorite flower.
Draw and color your very own masterpiece on the blank canvas!



Cut along the dotted line, then line up with the second page and tape or glue them together to make your placemat!

Tape or glue first page here.



Don't forget to sign
your masterpiece!

DAY 5



Literacy

Match the picture with the letter that makes its beginning sound.

Identify all the letter S's in the poem.

Match the identical words.


Math

Count the blocks and write the number.

Write numbers up to 20!

Fun Stuff

Color the picture about taking turns.




Name _____


Date _____

BEGINNING SOUNDS


Draw a line to match each picture with the letter that makes its beginning sound.



A




T



P



C



N

Name _____

Date _____

S

Read the poem.

Circle each S that you see.



Sally sells seashells
by the seashore.
The shells Sally sells
are from the sea I'm sure.

How many S's did you find?

S

Name: _____

Date: _____

Word for Word Match



Have an adult help you cut out the words below. Then, paste each word on top of its identical word above.

He

She

Me

You

Am

Why

Fly

My



Fly

You

She

Am

My

Me

He

Why

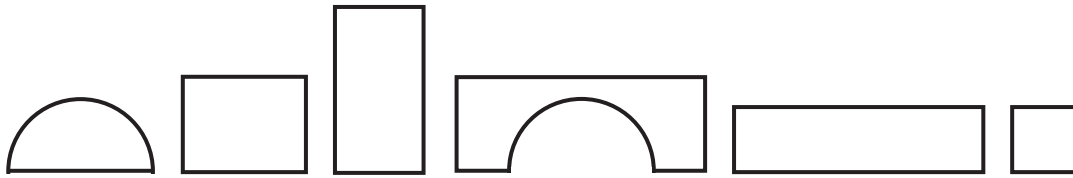


Name _____

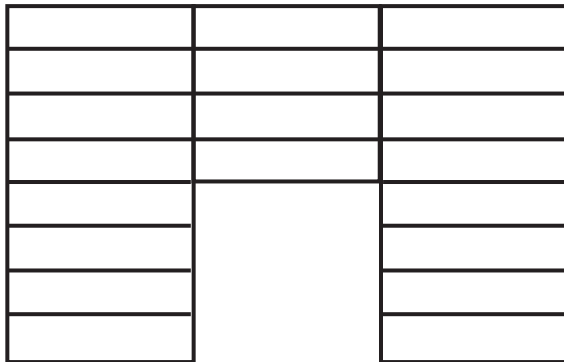
Date _____

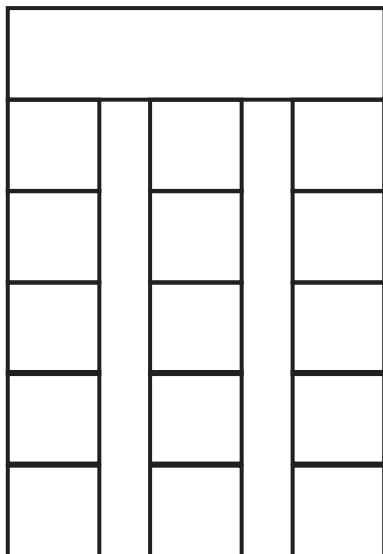
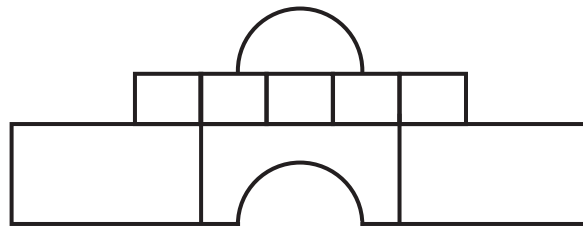
Counting Blocks


Use crayons to give each block a different color.



Directions: Color the blocks in the buildings. Count the blocks, and write how many there are on the line.








Name: _____

Date: _____

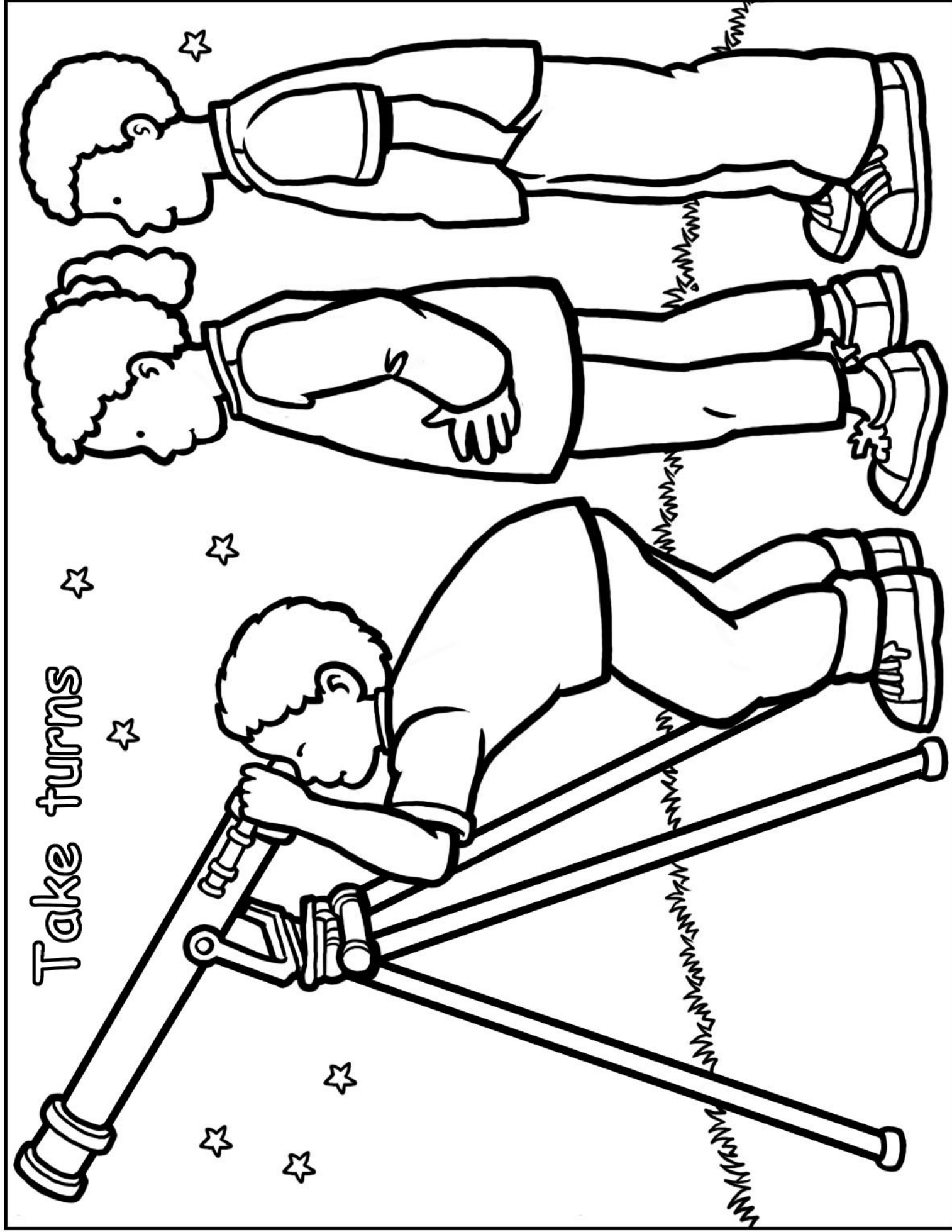
Writing Numbers to 20



Start at 1 and write numbers in each box until you get to the end (or as high as you can count!)



Name _____ Date _____




WEEK 2



FALL REVIEW PACKET

ANSWER KEYS



Use these answer keys
to check your work!



Education.com

Name _____

Date _____




Read the poem.

Circle each N that you see.

Answer Key

London Bridge is falling down,
Falling down,
Falling down.
London Bridge is falling down,
My fair lady.



How many N's did you find?

12



Name _____

Date _____

ANSWER KEY


Putting Things In Order

Let's practice putting things in the order that they happen. First, cut out the scenes at the bottom of the page. Next, arrange them in the order that they happen. Last, glue them in order at the top of the page.




1



2



3







Name _____

Date ANSWER KEY

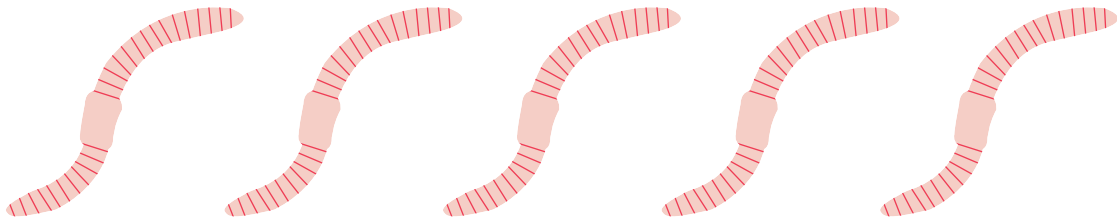
More or Less?

Look at the cakes in each box,
and circle the group that has more.




Squirmy Worms

These worms are hungry!
Each wants its own apple to eat.




Which group has the right
number of apples?



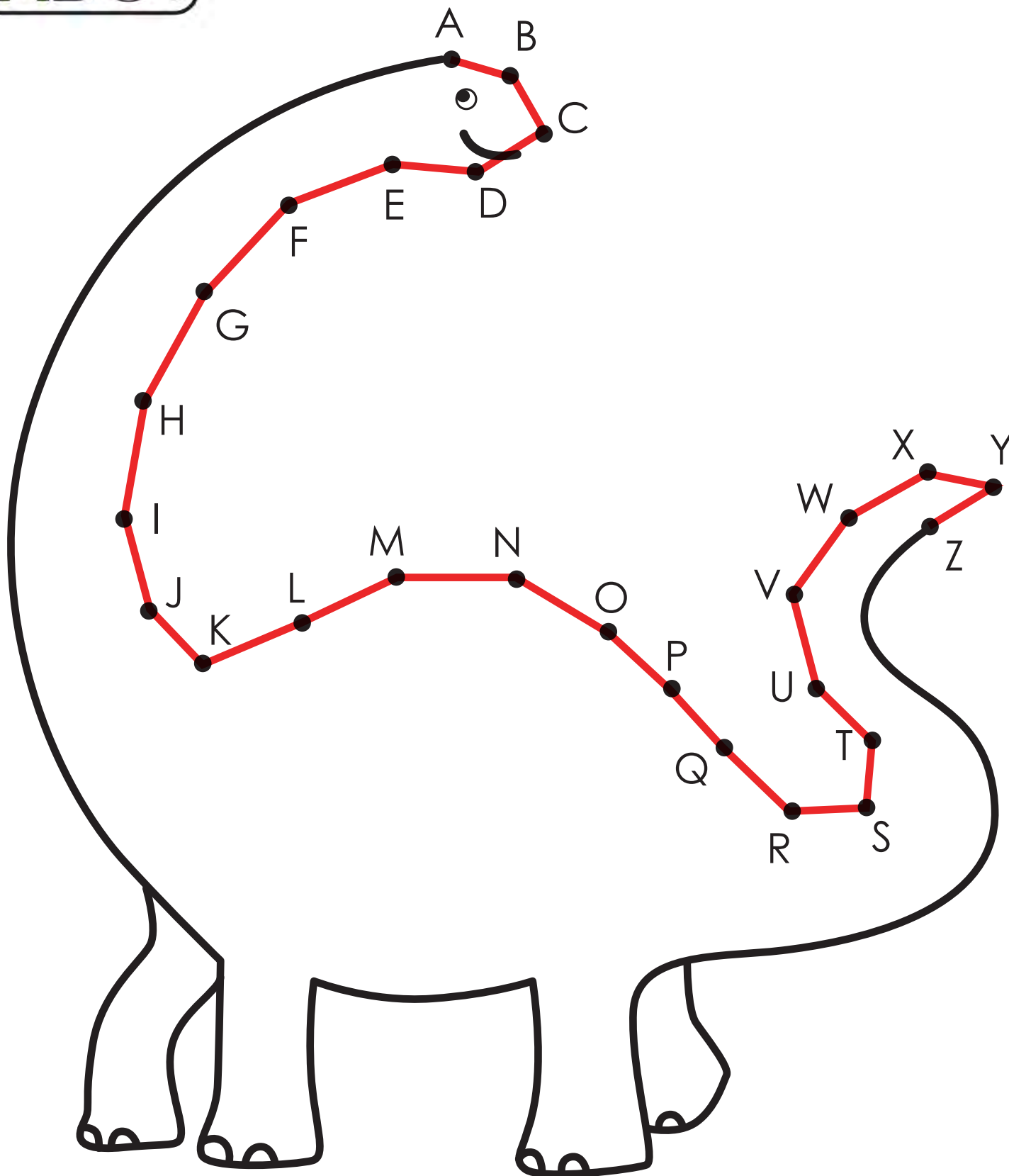
Name _____

Date _____

ANSWER KEY



Connect the dots from A to Z in alphabetical order.
Then color in the hidden picture!






Read the poem.

Circle each C that you see.

Answer Key

How much wood would a
woodchuck chuck
If a woodchuck could
chuck wood?
He would chuck, he would,
as much as he could,
And chuck as much
as a woodchuck would
If a woodchuck could
chuck wood.

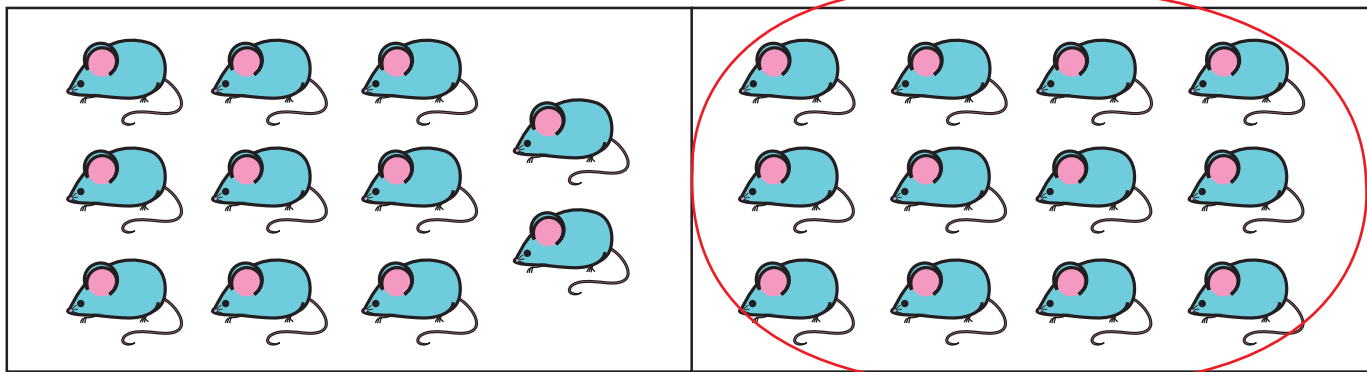

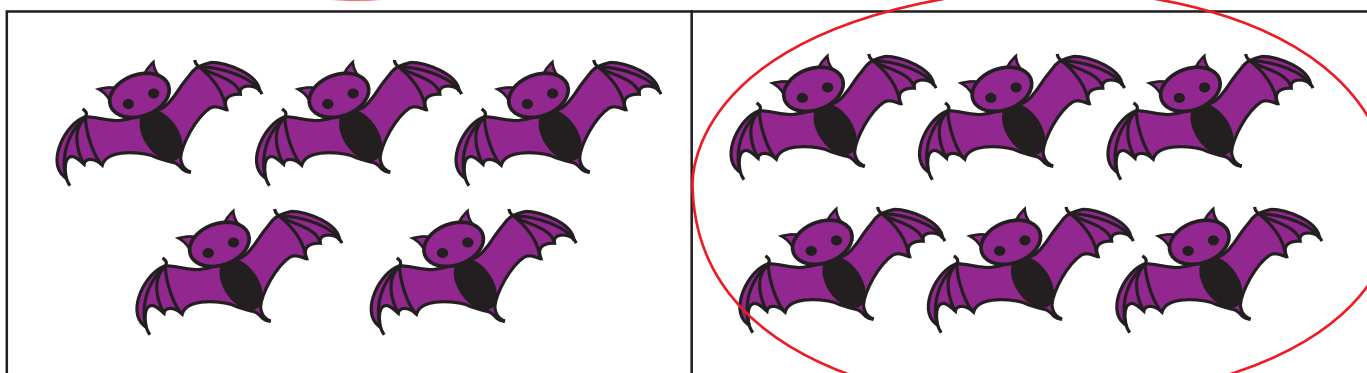



How many C's did you find?

21

Count the Animals!

Which box has **more**? For each kind of animal below, circle the box with more animals.





Name: _____ Date: _____

Answer Key Comparing Numbers

Circle the number that is greater.

2 or **4**




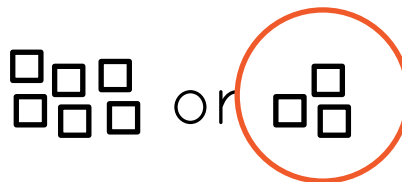
7 or **9**



5 or **6**

Circle the number that is less than the other.

3 or **2**

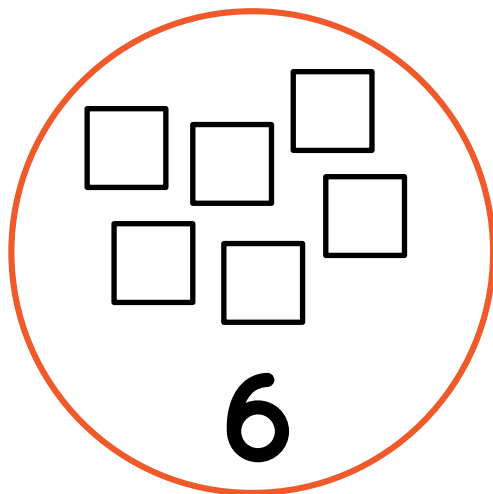



4 or 8



9 or **7**


Can you circle the pairs that are equal? Equal means the same number.



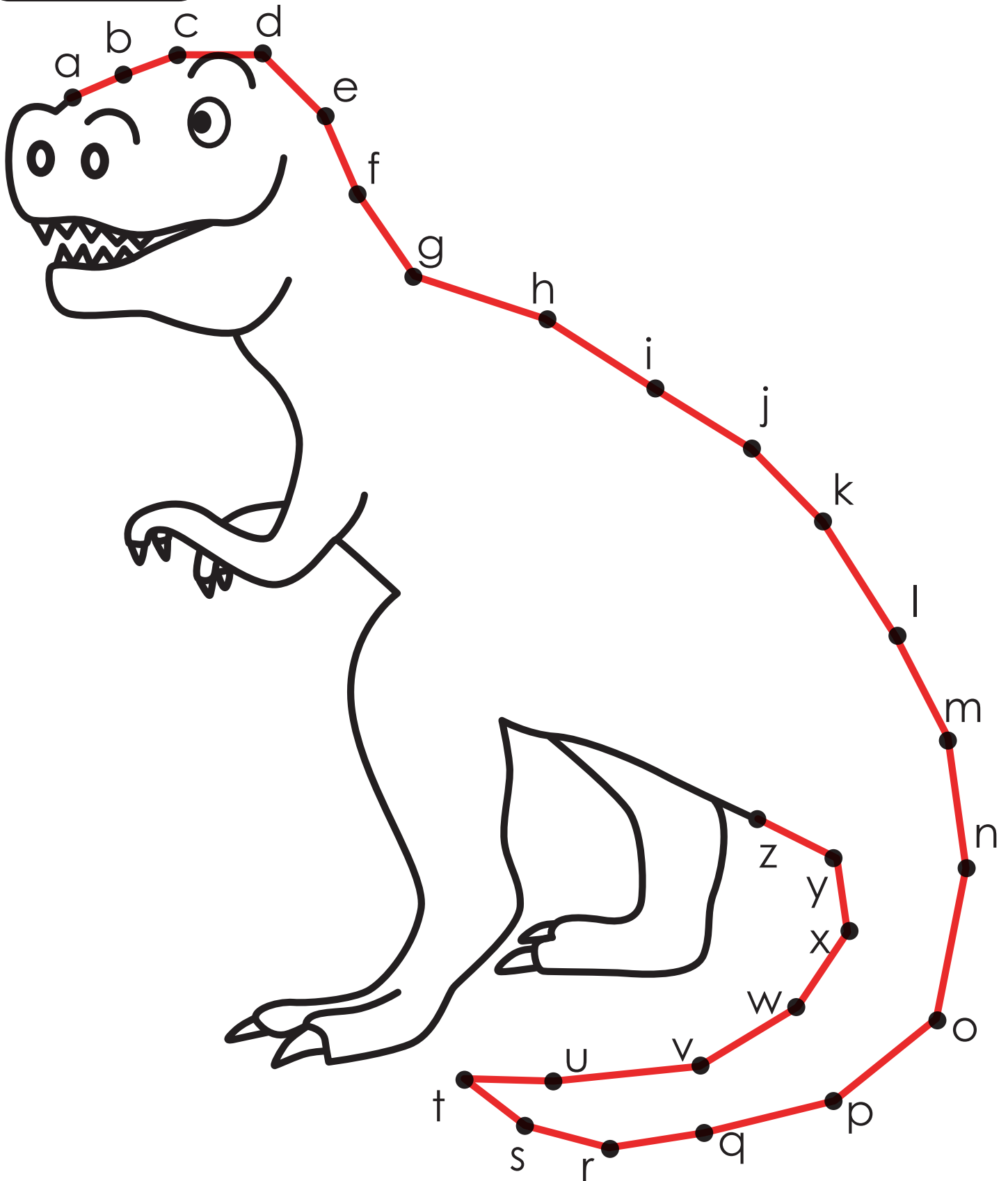
Name _____


Date _____

ANSWER KEY



Connect the dots from a to z in alphabetical order.
Then color in the hidden picture!






Read the poem.

Answer Key

(Circle) each D that you see.

Hey, diddle, diddle,
the cat and the fiddle,
the cow jumped over the moon.
The little dog laughed
to see such sport,
and the dish ran away
with the spoon.



How many D's did you find?

14



Name _____

Date _____

Nursery Rhyme Match-Up Answer Key

Draw a line to match each clue with its nursery rhyme character.



Who sat on a wall
and had a great fall?

Who lives on Drury Lane?

Who lost her sheep?

Who climbed up
the water spout?





Name _____

Date _____

Answer Key

Counting Fruits and Veggies

First, color and count the fruits and veggies.
Then match them to the correct number.



13

19

17

12

16



Name _____

Date _____

ANSWER KEY

Categorizing

Cut out the squares below. Then sort into the correct category box.



Fruit



Flowers



Name _____

Date _____

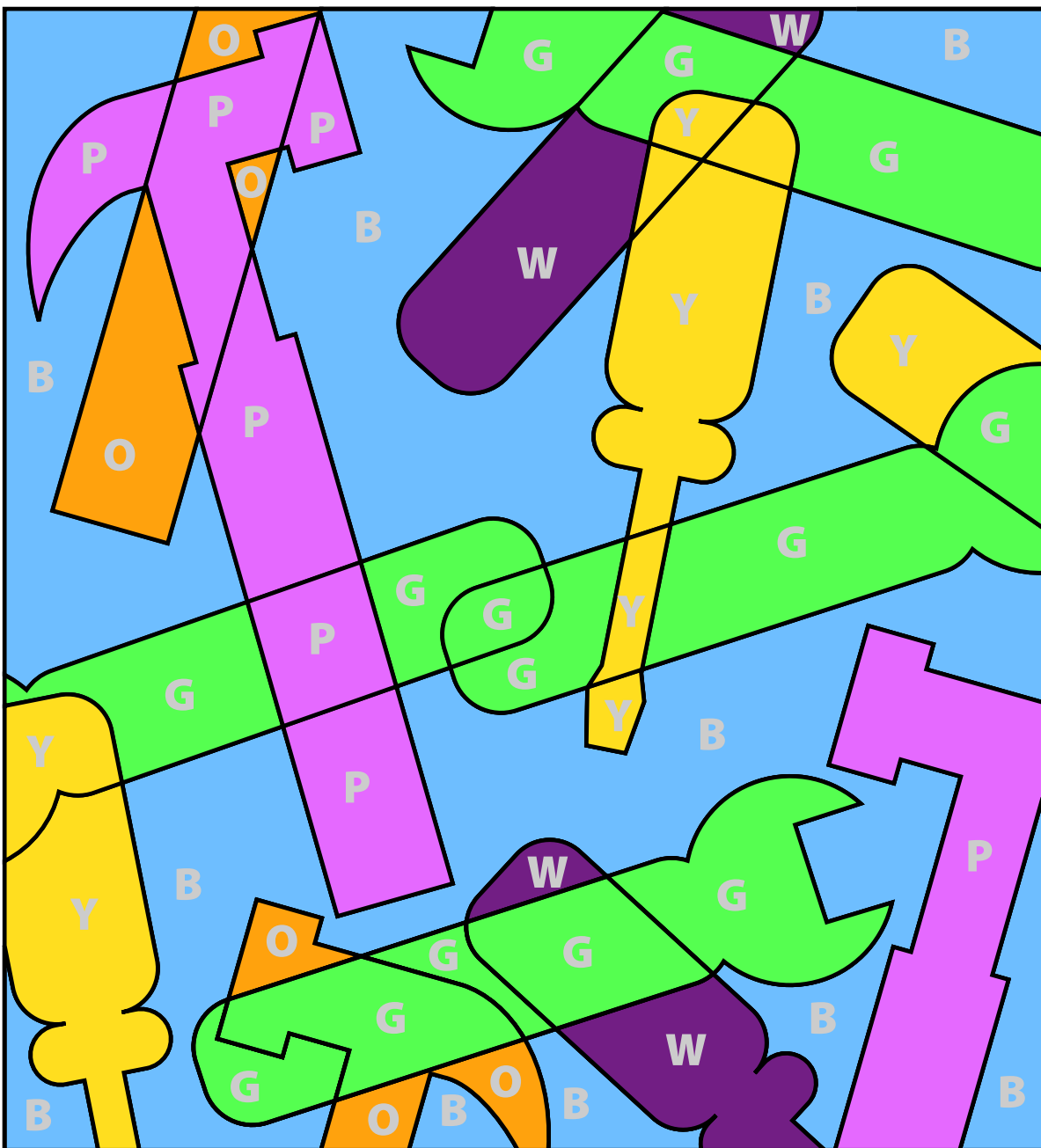
ANSWER KEY

HIDDEN IMAGE:

TOOLS

Carpenters use tools to build houses, furniture and many other items. Can you help the carpenter find the tools he needs so he can get to work? Test your letter skills and find the hidden tools. Pick a color for each letter.

Color in each space that contains a letter.



Name _____

Date _____

Read the poem.

Circle each U that you see.

Answer Key



Kookaburra sits
in the old gum tree.
Merry, merry king
of the bush is he.
Laugh, Kookaburra,
Laugh, Kookaburra,
Gay your life must be.

How many U's did you find?

9



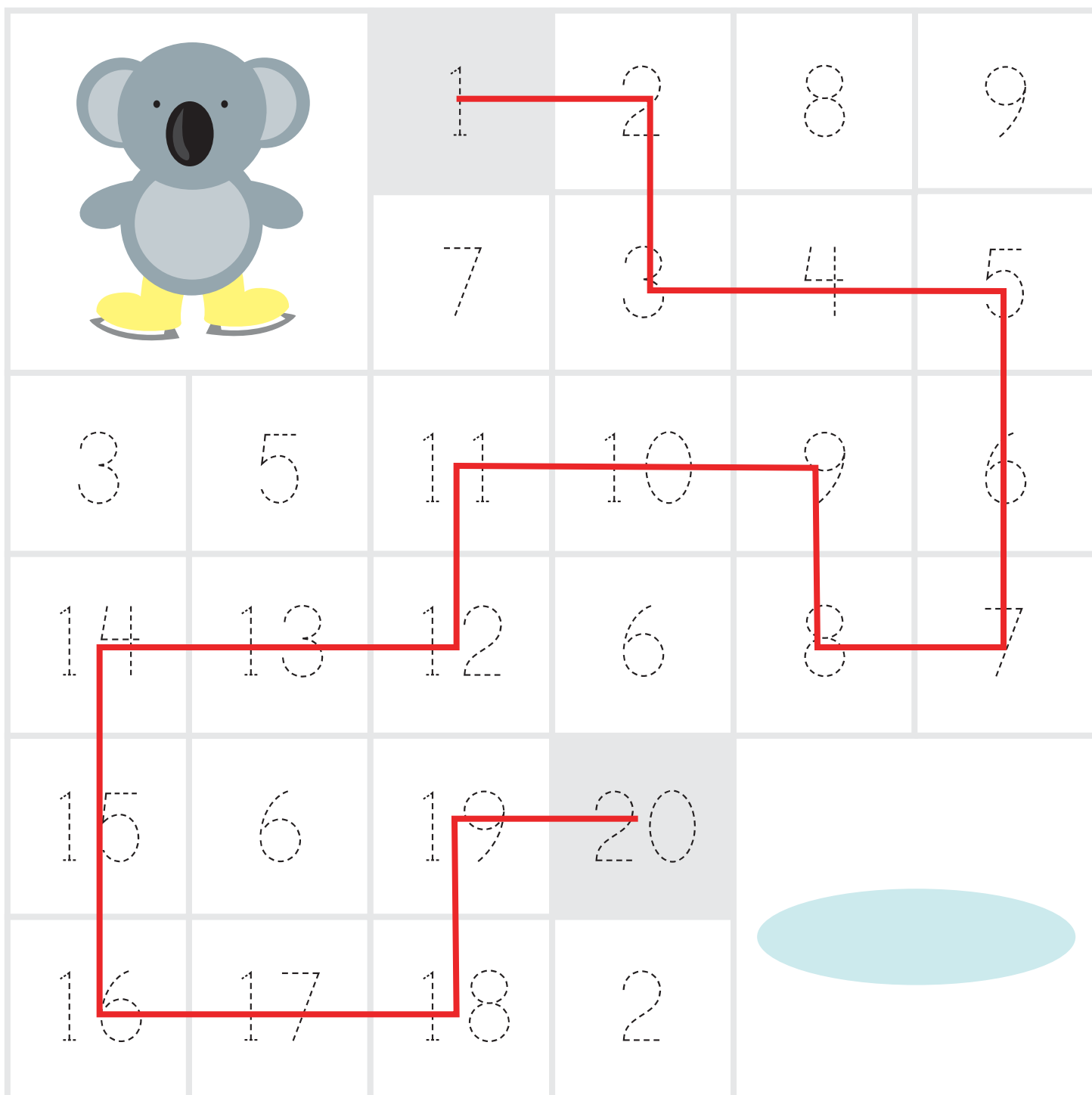
Name _____

Date _____

ANSWER KEY

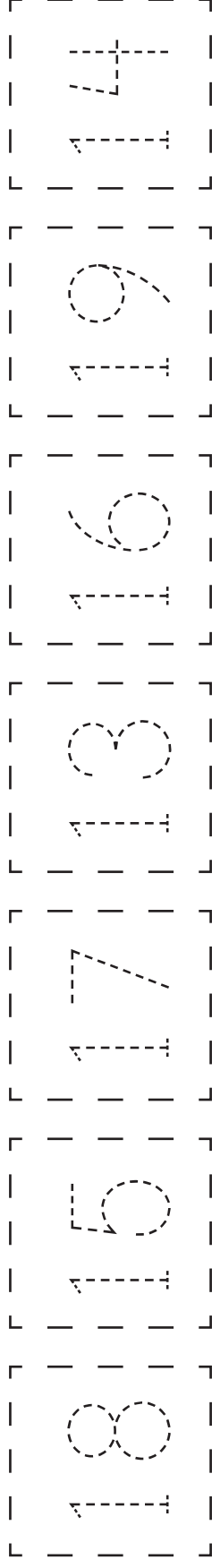

NUMBER MAZE

Can you help this ice skating koala reach the ice rink? Draw a path from the koala to the ice rink by counting from 1 to 20 and tracing the numbers.



Teen Number Train

Directions: Trace each number. Then cut out the numbers and put them in order on the train.







Name _____

Date _____

ANSWER KEY

BEGINNING SOUNDS

Draw a line to match each picture with the letter that makes its beginning sound.



A

T

P

C

N

Name _____

Date _____

S

Read the poem.

Answer Key

Circle each S that you see.

Sally sells seashells
by the seashore.
The shells Sally sells
are from the sea I'm sure.



How many S's did you find?

14

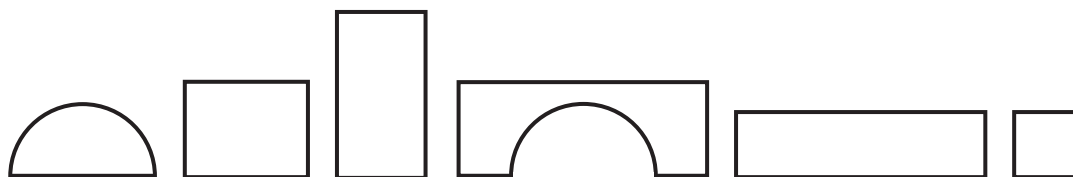
S

Name _____

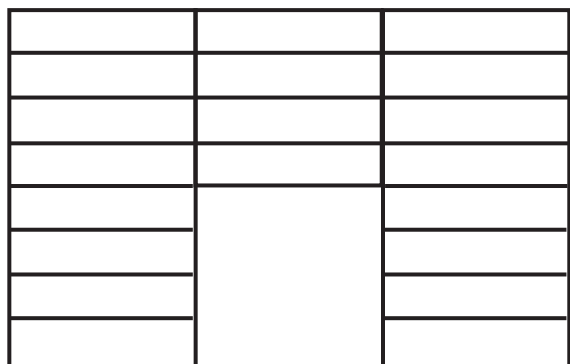
Date _____

Counting Blocks Answers - Colors may vary

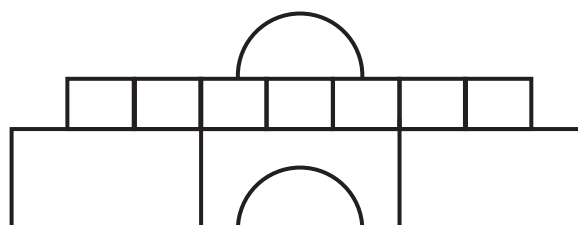
Use crayons to give each block a different color.



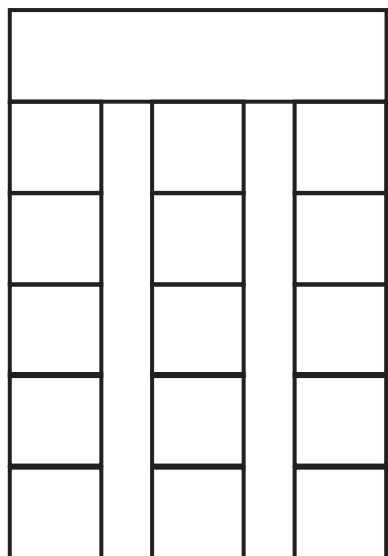
Directions: Color the blocks in the buildings. Count the blocks, and write how many there are on the line.




20



11



16



16