

# All About Me

P  
Preschool



# Table of Contents

---

## **All About Me**

All About Me...and My Hair  
Going Places  
All About Me...and My Favorite Things  
My Dream Pet  
My Favorite Outfit  
All About Me...and My House Rules  
Eye Wonder  
My Favorite Color  
All About Me...and You  
Memory Game for Kids  
Face Race Game!

*Certificate of Completion*

Want more workbooks? Join Education.com Plus to save time and money.  
<http://www.education.com/education-plus/>

# All About Me...

## and my hair!

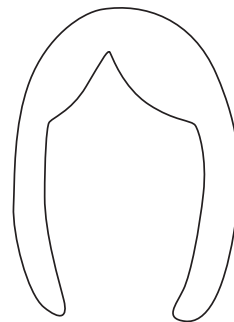


There are many different styles of hair. What does your hair look like?

**Color:** Circle the color that is closest to your hair color.




Don't see it here? Color the last box with your hair color.

**Length:** Circle the length that is closest to your hair.



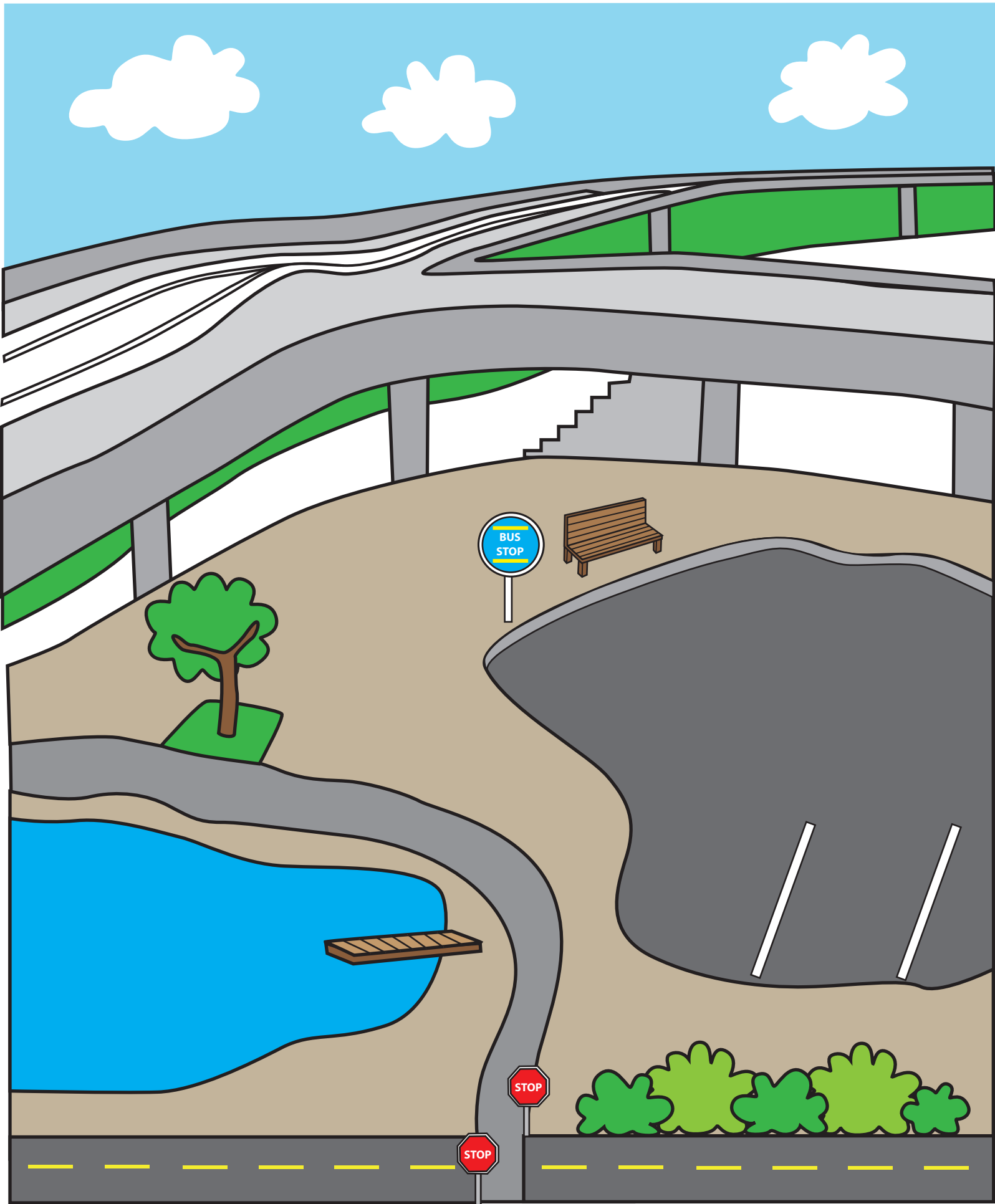
**Texture:** Circle the texture that is closest to your hair.



**Portrait:**

Draw a picture of what your hair looks like now.





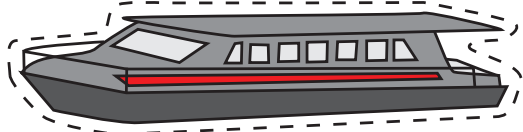
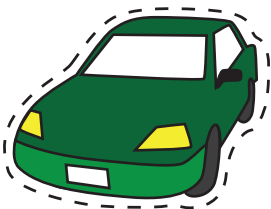
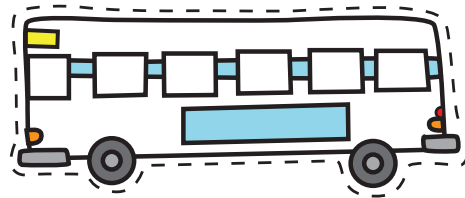
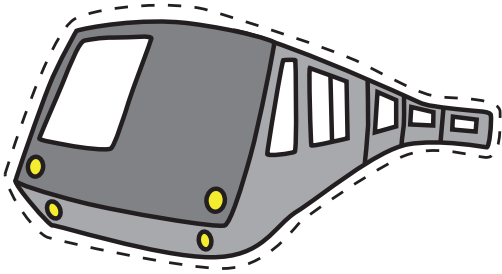
# Going Places

There are many different types of transportation in the world.

Can you name some?


Ask an adult to help you cut out the images below.

Can you put these images in the correct spots in the next picture?








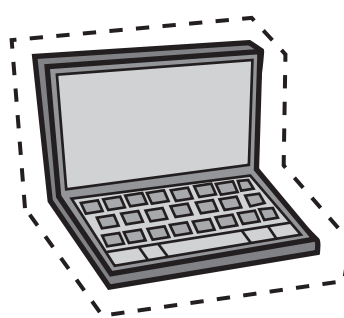




What types of transportation have you used before?

# All About Me... and my favorite things!



## What are some of your favorite things?

Ask an adult to help you cut out a few of your favorite things from these pages and make a collage with them.  
For a fun activity, ask a friend to make one too. Then compare them to see which favorite things you have in common.  
If you don't see one of your favorites here, draw a picture of your own to add to your collage!



# All About Me... and my favorite things!

## FUN TIP

Print out page 1 and 2 on sticker paper and cut them out for instant stickers at home!  
Take one step further and put the stickers on a magnet sheet, then cut around them for repeat collages and stories!





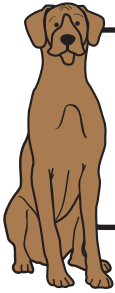
All About Me...

and my favorite things!



A large, empty rectangular box with rounded corners, intended for a child to draw or write about their favorite things.


\_\_\_\_\_’s Favorite Things



# My Dream Pet




Maybe you own your dream pet, maybe you don't.  
Here is your chance to draw the pet you've always wanted.





# My Favorite Outfit!



Do you have an outfit that you love?  
Draw a picture of yourself wearing it below!



Name: \_\_\_\_\_



# All About Me...



## and my house rules!

What is an important rule in your home that you follow?

It can be something that your family believes or something that is enforced at home.

Make a poster for the rule below!

An example could be a sign saying: Please remove your shoes at the door.



# Eye Wonder

Everyone's eyes are different colors.

What color eyes do you see around you? Take a look!

Keep track below by placing an "X" in the box of the eye colors you see.

If the color isn't there, we've left the last two eyes blank for you to color in.









Complete the sentences below about what you found.

I have \_\_\_\_\_ eyes.

Most people had \_\_\_\_\_ eyes.

Not many people had \_\_\_\_\_ eyes.

# My favorite COLOR

There are so many different colors around us!  
Which one is your favorite?  
In the space below, draw something that is your favorite color.



# All About Me... and you!

Share some facts about yourself and a friend or family member.  
Ask an adult to help you fill in the answers.

My name: _____	Friend or family member's name: _____
How old are you? _____	How old is _____? _____
How tall are you? _____	How tall is _____? _____
How much do you weigh? _____	How much does _____ weigh? _____

Now, let's write sentences that compare you and \_\_\_\_\_.

Adults: The goal is to have your little one think about things comparatively.  
See what they come up with and write them down.

**Example:** I am younger than \_\_\_\_\_.

---

---

---

---

---

---

---

# MAKE A FACE MEMORY MATCH

1. Cut out the cards with the help of a grown up.
2. Mix up the cards and lay them face down on the table.
3. The first player turns over two cards to see if they match.
4. If the cards match, the player keeps the cards and gets another turn.
5. If they don't match, the player turns the cards face down again in the same location and the next player gets his turn to play.
6. The player with the most matches in the end, wins!



**Eyebrow**



**Eyebrow**



**Mouth**



**Mouth**



**Eye**



**Eye**



**Ear**



**Ear**



**Nose**



**Nose**



**Hair**




**Hair**



# FACE RACE

- 1.) Ask a grown up to cut out the dice on the next page.
- 2.) Take turns rolling the dice and draw what you roll!
- 3.) The first to draw a complete face wins!



★ Make sure to print out one page per player!

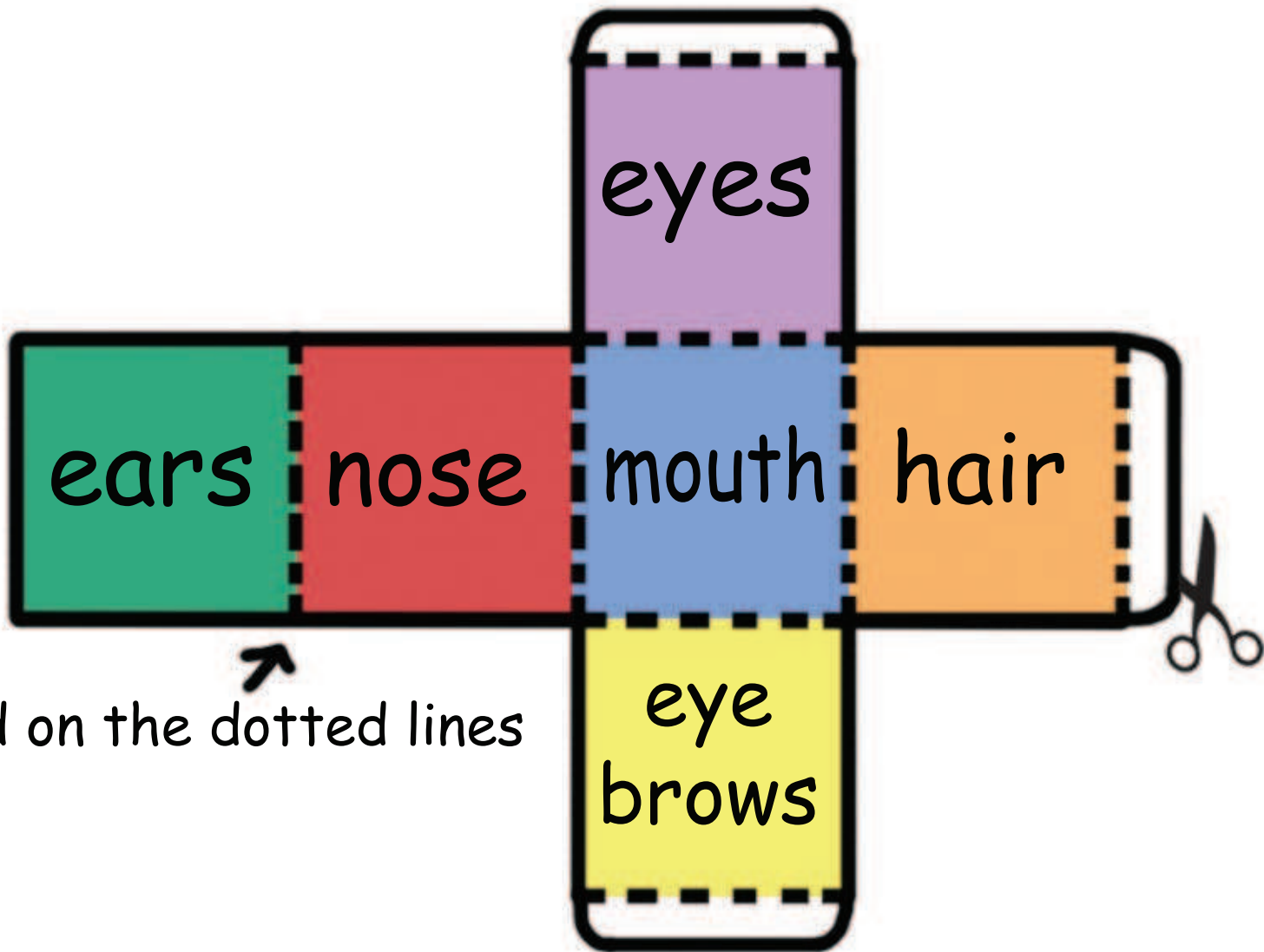


example




# DICE FOR BOARD GAMES!

Ask a grown up to cut and tape the dice together.



Fold on the dotted lines



# Great job!

---

is an Education.com writing superstar

